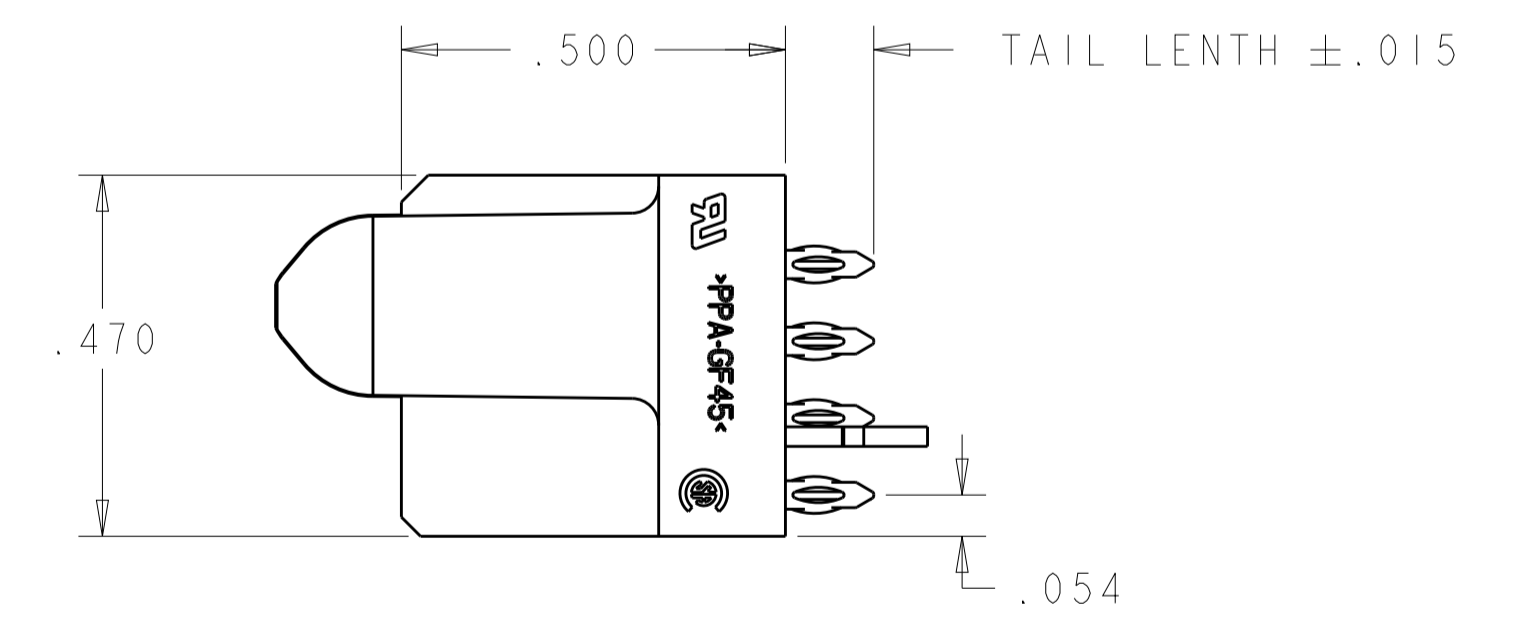
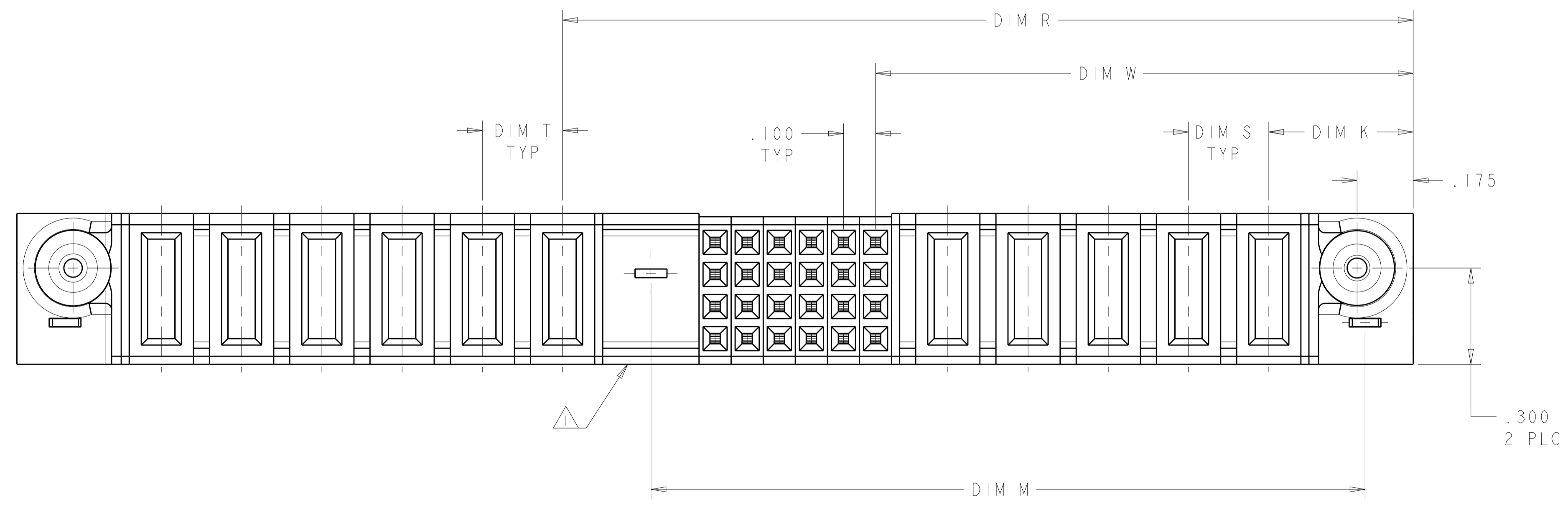
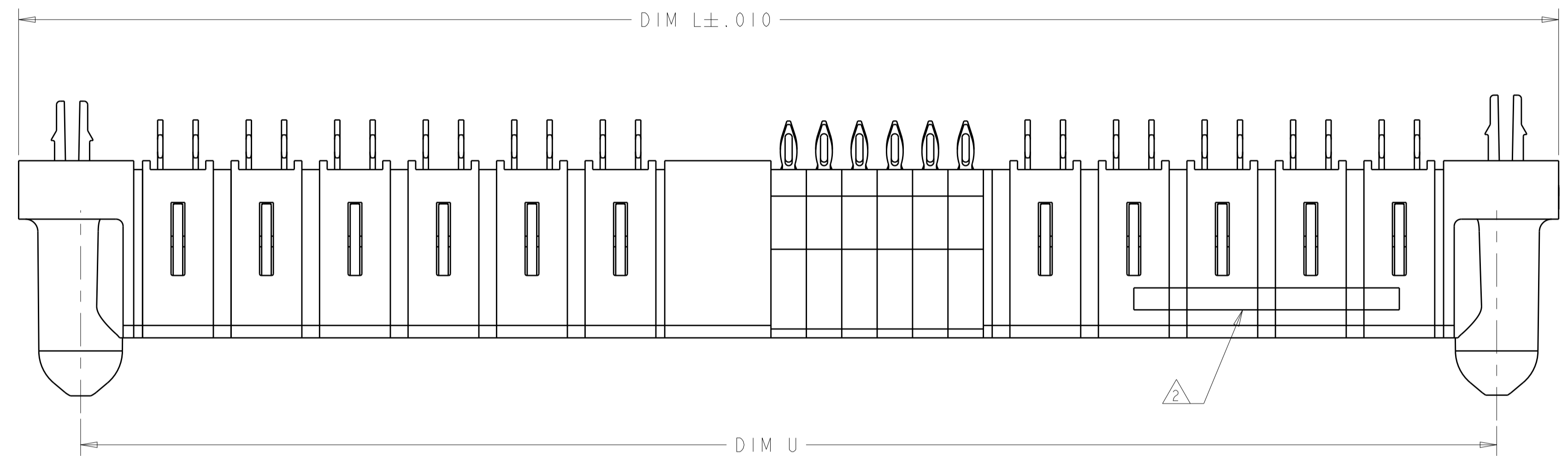
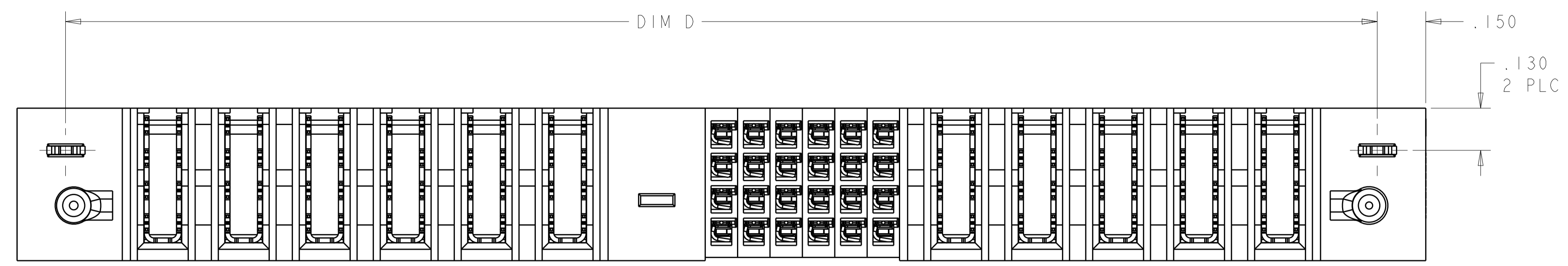


LOC	DIST	REVISIONS					
		P	LTH	DESCRIPTION	DATE	DMN	APVD
ES	00	K9		REV PER ECR-12-018831	30OCT2012	AY	SZ



- 1 OPTIONAL CENTER MODULE, WITH Ø.150 THRU HOLE OR HOLD DOWN FEATURE
- 2 "AMP", PART NUMBER AND DATE CODE TO BE MARKED IN AREA SHOWN PARTS UNDER 2.00 LONG MAY BE MARKED ON BOTH SIDES
- 3 MATERIAL: HOUSING - GLASS FILLED HIGH TEMP THERMO PLASTIC, UL94 V-0
 SIGNAL CONTACT - HIGH CONDUCTIVITY COPPER ALLOY
 POWER CONTACT - HIGH CONDUCTIVITY COPPER ALLOY
- 4 CONTACT PLATING: NOBLE METAL PLATING ON CONTACT FUNCTIONAL AREA OF POWER CONTACTS AND SIGNAL CONTACTS.
- 5 MECHANICAL CONNECTOR KEEP OUT ZONE
- 6 DATUM AND BASIC DIMENSIONS ESTABLISHED BY CUSTOMER
- 7 PCB - ALL HOLE DIAMETERS ARE FINISHED HOLE SIZES
- 8 PCB - 0.0453 ±.0010 DRILLED HOLES PLATED WITH .0003 MIN Sn OVER .001 TO .003 Cu PLATING TO ACHIEVE A .040 HOLE
- 9 VARIABLE DIMENSION SHOWN VIEW (SHEET 6)

THIS DRAWING IS A CONTROLLED DOCUMENT.		DMN R. GRZYBOWSKI CHK M. PERCHERKE APVD M. PERCHERKE	29APR05 29APR05	TE Connectivity NAME VERTICAL RECEPTACLE ASSEMBLY WITH GUIDES MULTI-BEAM XL
DIMENSIONS: INCHES	TOLERANCES UNLESS OTHERWISE SPECIFIED:	PRODUCT SPEC 108-1973 APPLICATION SPEC 114-13038	RESTRICTED TO	
0 PLC ±. 1 PLC ±.01 2 PLC ±.01 3 PLC ±.005 4 PLC ±.0020 ANGLES ±.7°	FINISH 3 4	WEIGHT CUSTOMER DRAWING	SIZE A1 CAGE CODE 6450540 SCALE 2:1 SHEET 1 OF 19 REV K9	

THIS DRAWING IS UNPUBLISHED. RELEASED FOR PUBLICATION 20
 © COPYRIGHT 20 BY - ALL RIGHTS RESERVED.

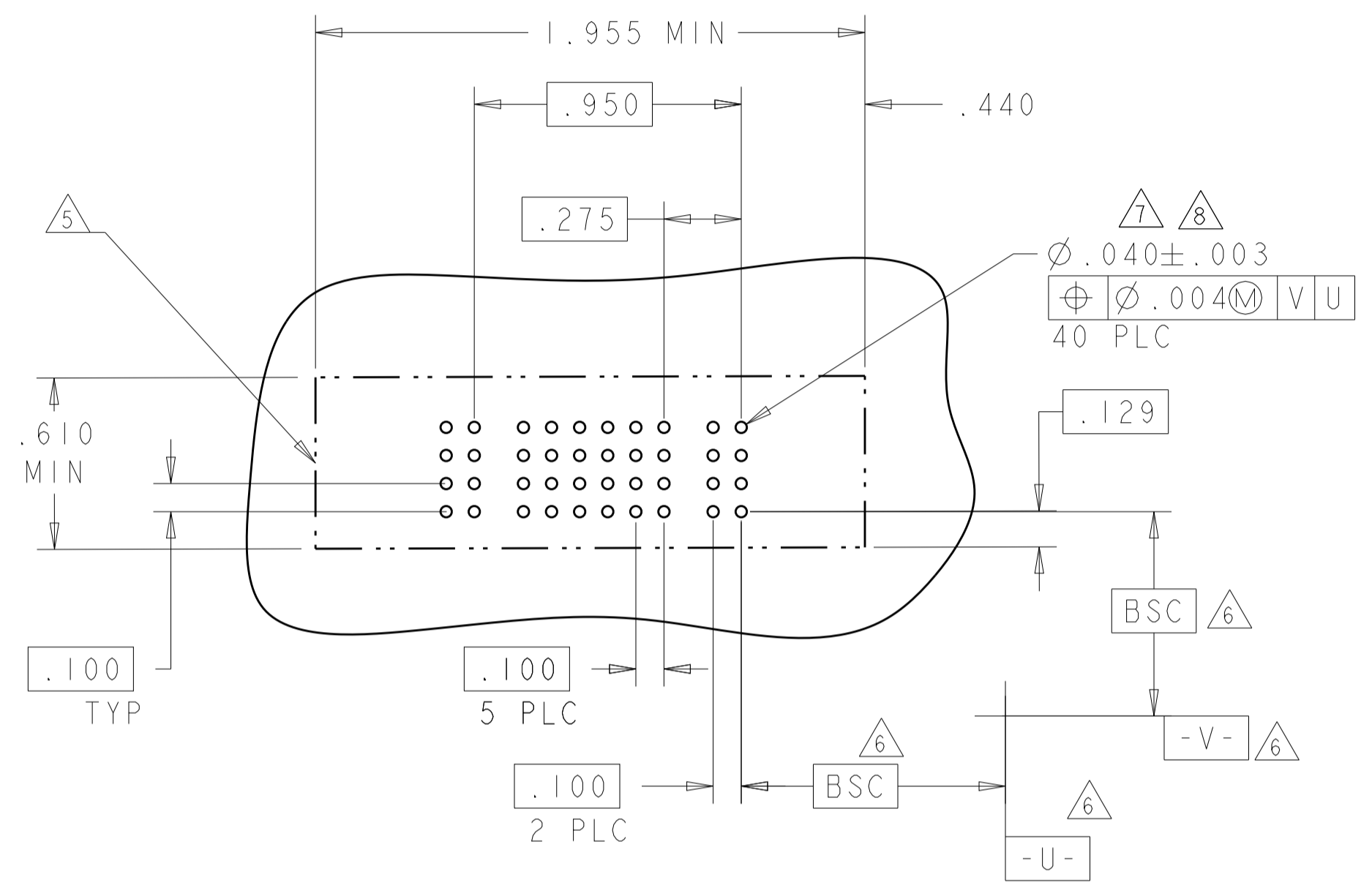
LOC	DIST	REVISIONS					
		P	LTN	DESCRIPTION	DATE	OWN	APVD
ES	00	-	-	SEE SHEET 1	-	-	-

K9	1.350	1.300	-	-	1.200	.625	-	1.650	.450	1P + 20S + 1P	6-6450540-6
	2.550	2.500	.250	.250	1.650	1.375	-	2.85	.450	4P + 8S + 4P	6-6450540-5
	1.350	1.300	-	-	1.200	.625	-	1.650	.450	1P + 20S + 1P	6-6450540-2
	-	3.300	.200	.200	2.200	1.625	-	3.650	.450	6P + 20S + 6P	6-6450540-1
	2.950	2.900	.250	.250	2.050	1.375	-	3.250	.450	4P + 24S + 4P	6-6450540-0
	2.050	2.000	.250	.250	1.650	.925	-	2.350	.450	2P + 24S + 2P	5-6450540-9
	2.050	2.000	.250	.250	1.400	1.125	-	2.350	.450	3P + 8S + 3P	5-6450540-5
	2.500	2.450	.250	.250	1.850	1.375	-	2.800	.450	4P + 16S + 3P	5-6450540-4
	2.950	2.900	.250	.250	2.050	1.375	-	3.250	.450	4P + 24S + 4P	5-6450540-3
	1.350	1.300	-	-	1.200	.675	-	1.650	.450	1P + 16S + 1P	5-6450540-2
	1.750	1.700	.250	.250	1.350	.875	-	2.050	.450	2P + 16S + 2P	5-6450540-1
	5.950	5.900	.250	.250	3.550	2.8750	-	6.250	.450	10P + 24S + 10P	5-6450540-0
	5.150	5.100	.250	.250	3.250	2.375	-	5.450	.450	8P + 32S + 8P	4-6450540-9
	1.250	1.200	-	-	1.100	.625	-	1.550	.450	1P + 16S + 1P	4-6450540-8
	2.150	2.100	.250	.250	1.500	1.175	-	2.450	.450	3P + 8S + 3P	4-6450540-7
	1.150	1.100	-	-	1.000	.675	-	1.450	.450	1P + 8S + 1P	4-6450540-6
	-	-	-	.200	-	-	-	2.820	.450	12HDP	4-6450540-5
	-	-	.200	.200	2.600	1.625	-	3.970	.450	6HDP + 36S + 7HDP	4-6450540-4
	2.65	2.60	.250	.250	2.250	1.625	-	2.950	.450	5P + 20S + 2P	(E) 4-6450540-3
	-	-	-	.200	-	-	-	2.620	.450	11HDP	(E) 4-6450540-2
	-	-	.200	.200	2.600	1.625	-	3.770	.450	6P + 36S + 6P	4-6450540-1
	-	-	.200	.200	4.500	3.425	-	7.470	.450	15P + 40S + 15P	4-6450540-0
	-	-	.200	.200	-	-	-	7.470	-	15P + 40S + 15P	(D) 3-6450540-9
	4.650	4.600	.250	.250	3.250	1.875	-	4.950	.450	6P + 52S + 6P	(D) 2-6450540-7
	1.950	1.900	-	-	1.550	.875	-	2.250	.450	2P + 24S + 2P	(D) 2-6450540-5
	2.450	2.400	.250	.250	1.800	1.125	-	2.750	.450	3P + 24S + 3P	(D) 2-6450540-0
	-	1.575	-	-	1.425	.700	-	1.925	.475	1P + 24S + 1P	(E) 1-6450540-8
	-	5.450	△ ₁₀	△ ₁₀	3.075	2.425	-	5.800	.425	10P + 24S + 12P	1-6450540-4
	3.250	3.200	.200	.200	2.125	1.575	-	3.550	.425	6P + 20S + 6P	1-6450540-2
	-	2.850	.250	.250	2.000	1.125	-	3.200	.450	3P + 32S + 4P	1-6450540-1
	1.950	1.900	.250	.250	1.550	.875	-	2.250	.450	2P + 24S + 2P	1-6450540-0
	-	1.400	.250	.250	1.300	.625	-	1.750	.450	1P + 24S + 1P	6450540-7
	-	2.400	.250	.250	2.050	1.375	-	2.750	.450	4P + 24S + 2P	6450540-6
	-	3.100	.250	.250	2.000	1.625	-	3.450	.450	5P + 12S + 5P	6450540-5
	-	3.400	.250	.250	2.050	1.375	-	3.750	.450	4P + 24S + 6P	6450540-4
	-	7.400	.250	.250	5.050	2.875	-	7.750	.450	10P + 84S + 10P	6450540-3
	-	4.000	.250	.250	2.650	1.675	2.225	4.350	.450	5P+24S+1M+6P	6450540-2
	-	1.575	-	-	1.425	.700	-	1.925	.475	1P + 24S + 1P	6450540-1
D	U	T	S	R	W	M	L	K		DESCRIPTION	PART NUMBER

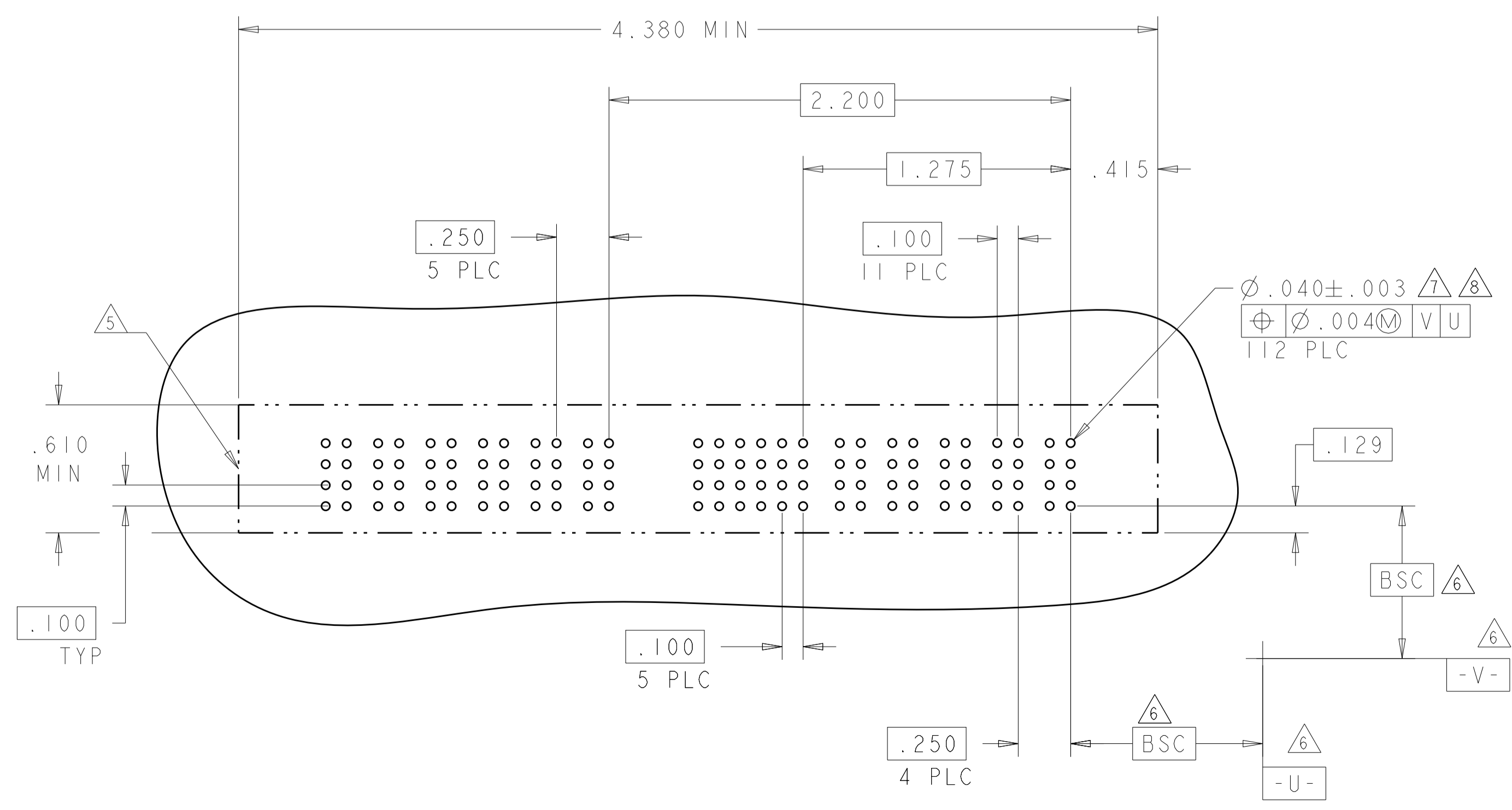
THIS DRAWING IS A CONTROLLED DOCUMENT.		OWN R. GRZYBOWSKI	29APR05
DIMENSIONS: INCHES		CHK M. PERCHERKE	29APR05
TOLERANCES UNLESS OTHERWISE SPECIFIED:		APVD M. PERCHERKE	NAME
0 PLC ±.01	1 PLC ±.01	PRODUCT SPEC	VERTICAL RECEPTACLE ASSEMBLY WITH GUIDES MULTI-BEAM XL
2 PLC ±.005	3 PLC ±.005	APPLICATION SPEC	
4 PLC ±.0020	ANGLES ±.0020	114-13038	SIZE CAGE CODE DRAWING NO
MATERIAL	FINISH	WEIGHT	A100779C=6450540
CUSTOMER DRAWING		SCALE	2:1 SHEET 2 OF 19 REV K9

LOC	DIST	REVISIONS			
P	LTN	DESCRIPTION	DATE	OWN	APVD
ES	00	SEE SHEET 1	-	-	-

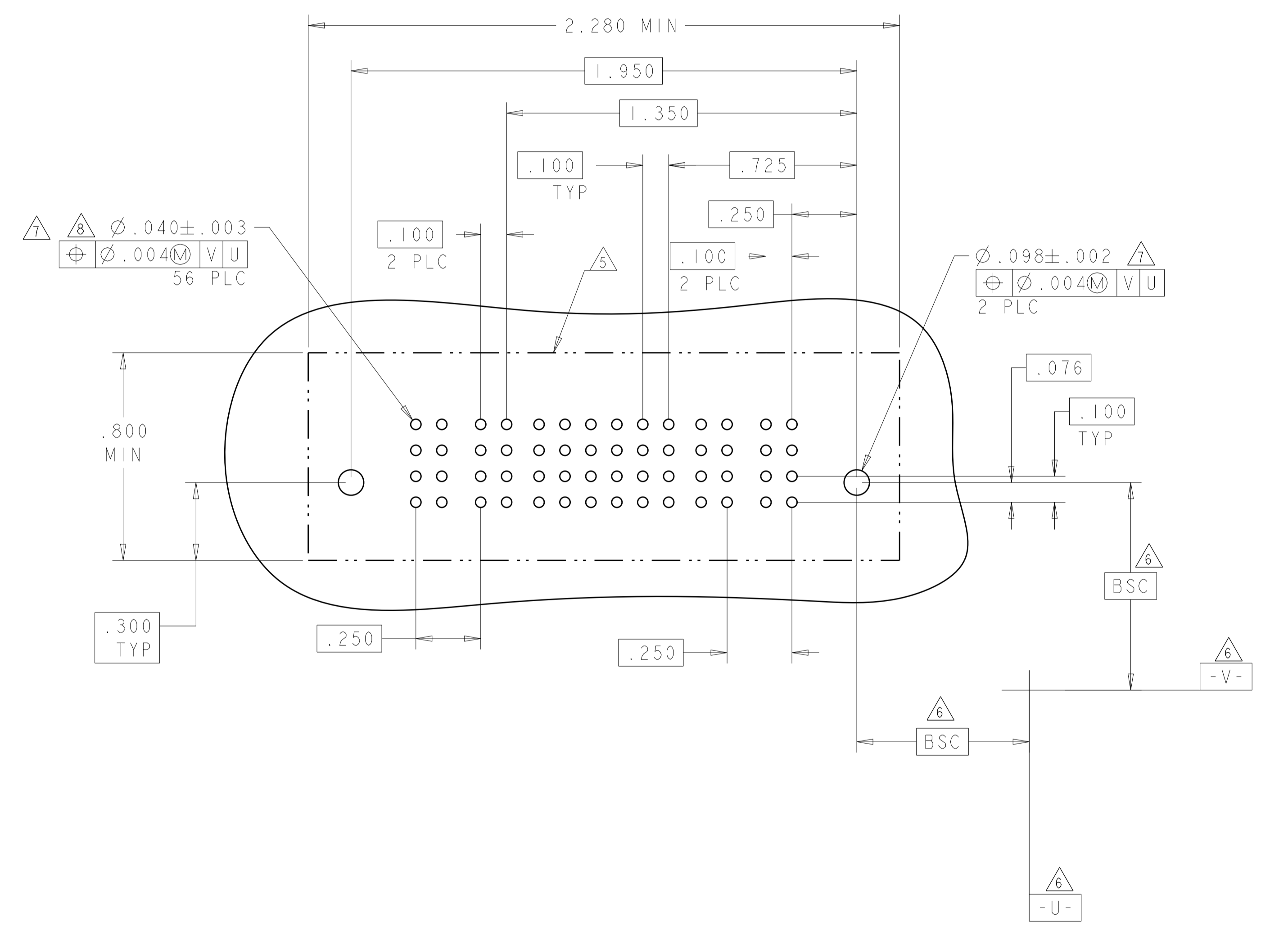
PART NUMBER	ROWS	POWER		SIGNAL						POWER			
		P2	P1	6	5	4	3	2	1	P2	P1		
6450540-1	D C B A	GP	GP	AP	AP	AP	AP	AP	AP	AP	AP	GP	GP
				AP	AP	AP	AP	AP	AP	AP	AP		
				AP	AP	AP	AP	AP	AP	AP	AP		
				AP	AP	AP	AP	AP	AP	AP	AP		
IP + 24S + IP													



PART NUMBER	ROWS	POWER						SIGNAL						POWER																			
		P11	P10	P9	P8	P7	P6	MI	6	5	4	3	2	1	P5	P4	P3	P2	P1														
6450540-2	D C B A	GP	GP	GP	GP	GP	GP		AP	AP	AP	AP	AP	AP	AP	AP	AP	AP	AP	AP	GP	GP	GP	GP	GP								
									AP	AP	AP	AP	AP	AP	AP	AP	AP	AP	AP	AP						AP	AP	AP	AP	AP	AP	AP	
									AP	AP	AP	AP	AP	AP	AP	AP	AP	AP	AP	AP						AP	AP	AP	AP	AP	AP	AP	AP
									AP	AP	AP	AP	AP	AP	AP	AP	AP	AP	AP	AP						AP	AP	AP	AP	AP	AP	AP	AP
5P + 24S + 1M + 6P																																	



PART NUMBER	ROWS	POWER		SIGNAL						POWER			
		P4	P3	6	5	4	3	2	1	P2	P1		
2-6450540-5	D C B A	GP	GP	AP	AP	AP	AP	AP	AP	AP	AP	GP	GP
				AP	AP	AP	AP	AP	AP	AP	AP		
				AP	AP	AP	AP	AP	AP	AP	AP		
				AP	AP	AP	AP	AP	AP	AP	AP		
2P + 24S + 2P													



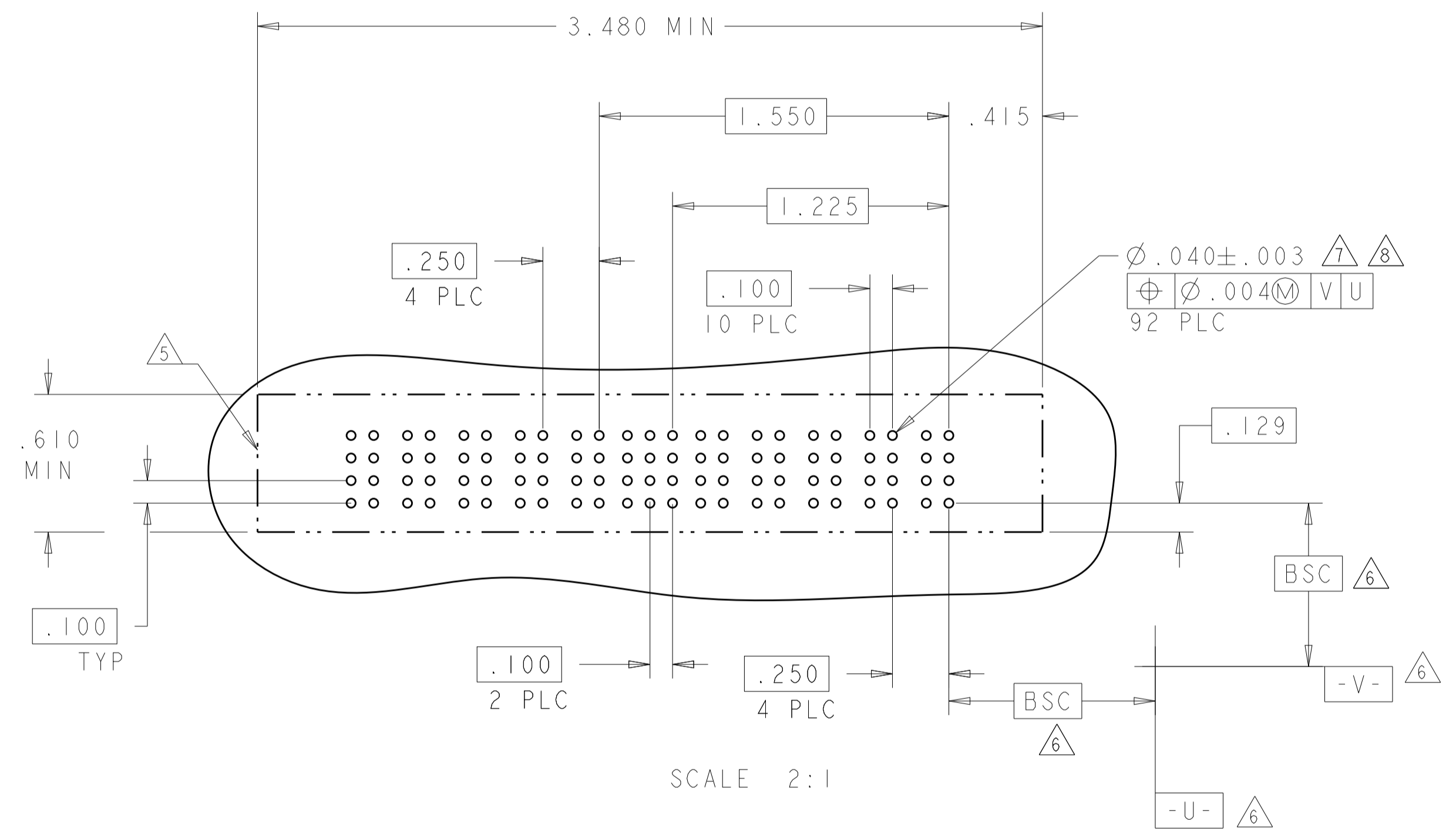
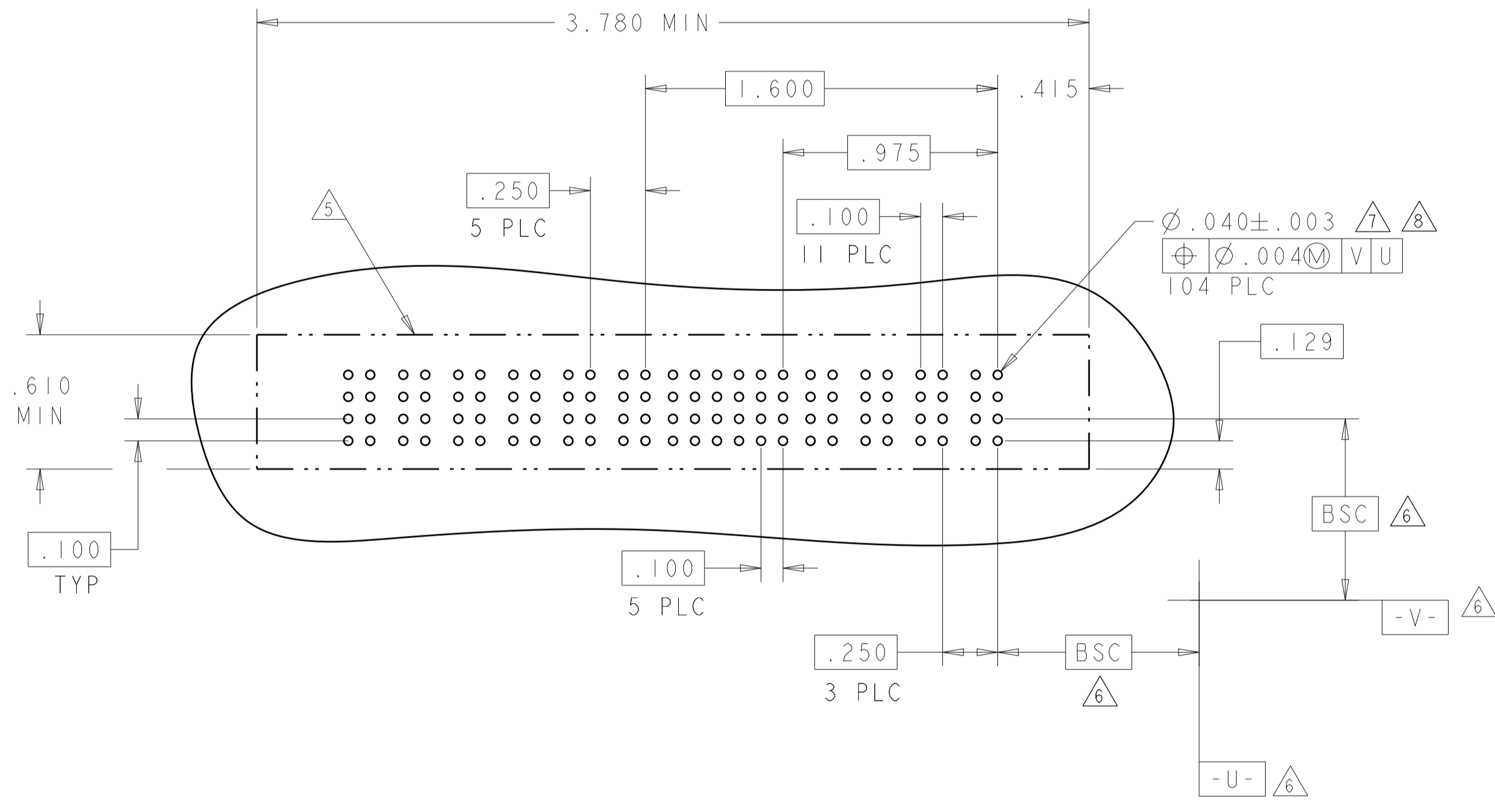
VS	STD POWER PRESSFIT CONTACT .115 LG
VP	MFBL POWER PRESSFIT CONTACT .115 LG
GS	STD POWER PRESSFIT CONTACT .135 LG
GP	MFBL POWER PRESSFIT CONTACT .135 LG
P	SIGNAL PRESSFIT CONTACT .115 LG
AP	SIGNAL PRESSFIT CONTACT .135 LG
CODE	TAIL LENGTH
CONTACT TABLE	

THIS DRAWING IS A CONTROLLED DOCUMENT.		OWN: R. GRZYBOWSKI 29APR05	NAME: VERTICAL RECEPTACLE ASSEMBLY WITH GUIDES MULTI-BEAM XL
DIMENSIONS: INCHES		CHK: M. PERCHERKE 29APR05	TE Connectivity
TOLERANCES UNLESS OTHERWISE SPECIFIED:		APVD: M. PERCHERKE	PRODUCT SPEC: 108-1973
0 PLC	±.01	APPLICATION SPEC: 114-13038	SIZE: A100779
1 PLC	±.01	WEIGHT: -	CAGE CODE: 6450540
2 PLC	±.01	FINISH: -	SCALE: 2:1
3 PLC	±.005	CUSTOMER DRAWING	SHEET 3 OF 19
4 PLC	±.002		REV: K9
5 PLC	±.002		

LOC	DIST	REVISIONS			
P	LTN	DESCRIPTION	DATE	DMN	APVD
ES	00	SEE SHEET 1			

PART NUMBER	ROWS	POWER						SIGNAL						POWER			
		P10	P9	P8	P7	P6	P5	6	5	4	3	2	1	P4	P3	P2	P1
6450540-4	DCBA	GP	GP	GP	GP	GP	GP	AP	AP	AP	AP	AP	AP	GP	GP	GP	GP
		GP	GP	GP	GP	GP	GP	AP	AP	AP	AP	AP	AP	GP	GP	GP	GP
		GP	GP	GP	GP	GP	GP	AP	AP	AP	AP	AP	AP	GP	GP	GP	GP
		GP	GP	GP	GP	GP	GP	AP	AP	AP	AP	AP	AP	GP	GP	GP	GP
4P + 24S + 6P																	

PART NUMBER	ROWS	POWER					SIGNAL			POWER				
		P10	P9	P8	P7	P6	3	2	1	P5	P4	P3	P2	P1
6450540-5	DCBA	GP	GP	GP	GP	GP	AP	AP	AP	GP	GP	GP	GP	GP
		GP	GP	GP	GP	GP	AP	AP	AP	GP	GP	GP	GP	GP
		GP	GP	GP	GP	GP	AP	AP	AP	GP	GP	GP	GP	GP
		GP	GP	GP	GP	GP	AP	AP	AP	GP	GP	GP	GP	GP
5P + 12S + 5P														



GP	MFBL POWER PRESSFIT CONTACT .135 LG
AP	SIGNAL PRESSFIT CONTACT .135 LG
CODE	TAIL LENGTH
CONTACT TABLE	

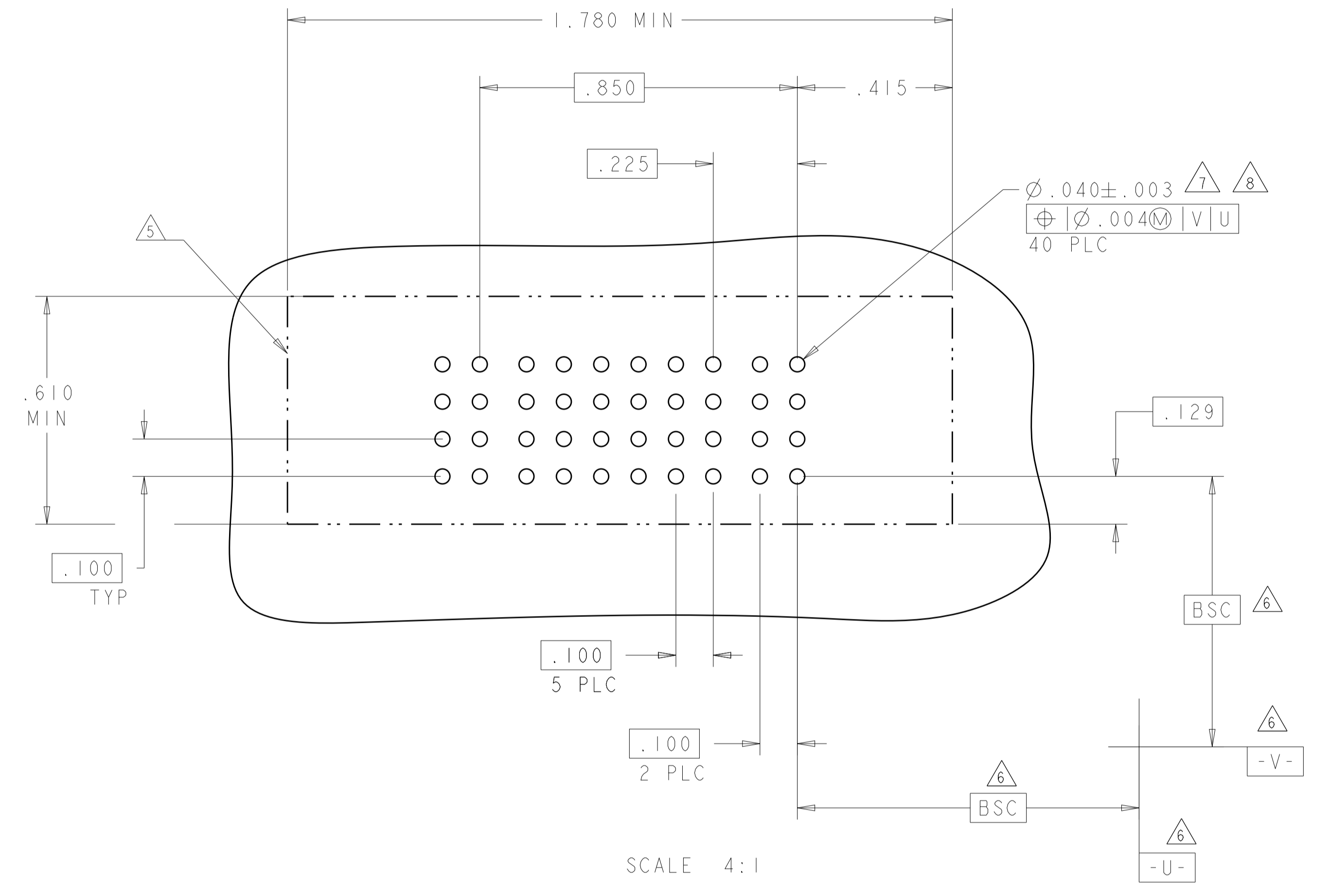
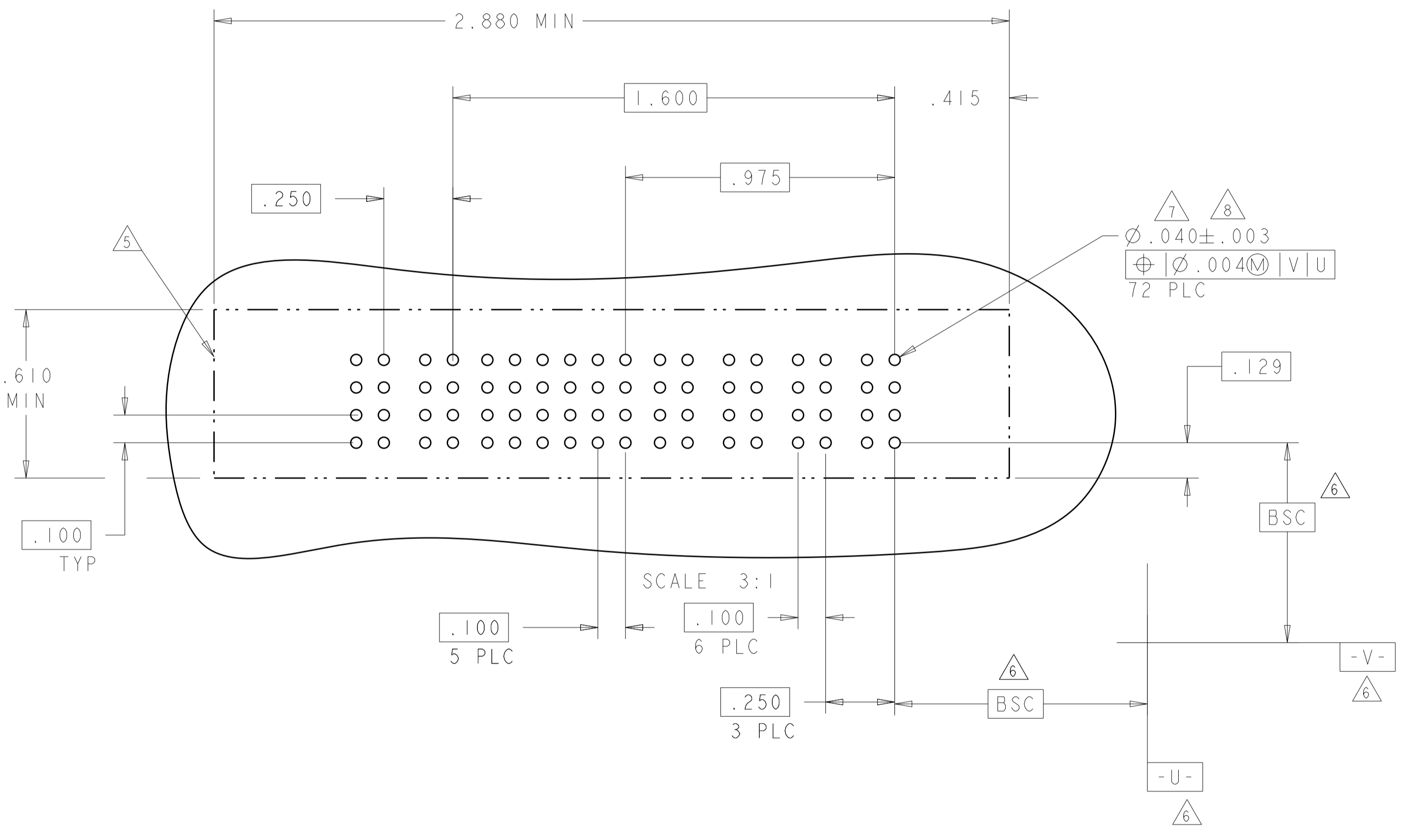
THIS DRAWING IS A CONTROLLED DOCUMENT.		DMN: R. GRZYBOWSKI 29APR05	TE Connectivity
DIMENSIONS: INCHES		CHK: M. PERCHERKE 29APR05	
TOLERANCES UNLESS OTHERWISE SPECIFIED:		APVD: M. PERCHERKE	NAME: VERTICAL RECEPTACLE ASSEMBLY WITH GUIDES MULTI-BEAM XL
0 PLC ±. 1 PLC ±. 2 PLC ±.01 3 PLC ±.005 4 PLC ±.0020 ANGLES ±.020		PRODUCT SPEC: 108-1973	SIZE: A1
MATERIAL: FINISH: *		APPLICATION SPEC: 114-13038	CAGE CODE: 6450540
		WEIGHT: -	RESTRICTED TO: -
		CUSTOMER DRAWING	SCALE: 2:1 SHEET 5 OF 19 REV: K9

LOC	DIST	REV	DATE	APPV
ES	00			

REVISIONS		DATE	OWN	APPV
	SEE SHEET 1			

PART NUMBER	ROWS	POWER		SIGNAL						POWER					
		P6	P5	6	5	4	3	2	1	P4	P3	P2	P1		
6450540-6	D C B A	GP	GP	AP	AP	AP	AP	AP	AP	AP	AP	GP	GP	GP	GP
				AP	AP	AP	AP	AP	AP	AP	AP				
				AP	AP	AP	AP	AP	AP	AP	AP				
				AP	AP	AP	AP	AP	AP	AP	AP				
4P + 24S + 2P															

PART NUMBER	ROWS	POWER		SIGNAL						POWER		
		P2	6	5	4	3	2	1	P1			
6450540-7	D C B A	GP	GP	AP	AP	AP	AP	AP	AP	AP	AP	GP
				AP	AP	AP	AP	AP	AP	AP	AP	
				AP	AP	AP	AP	AP	AP	AP	AP	
				AP	AP	AP	AP	AP	AP	AP	AP	
IP + 24S + IP												

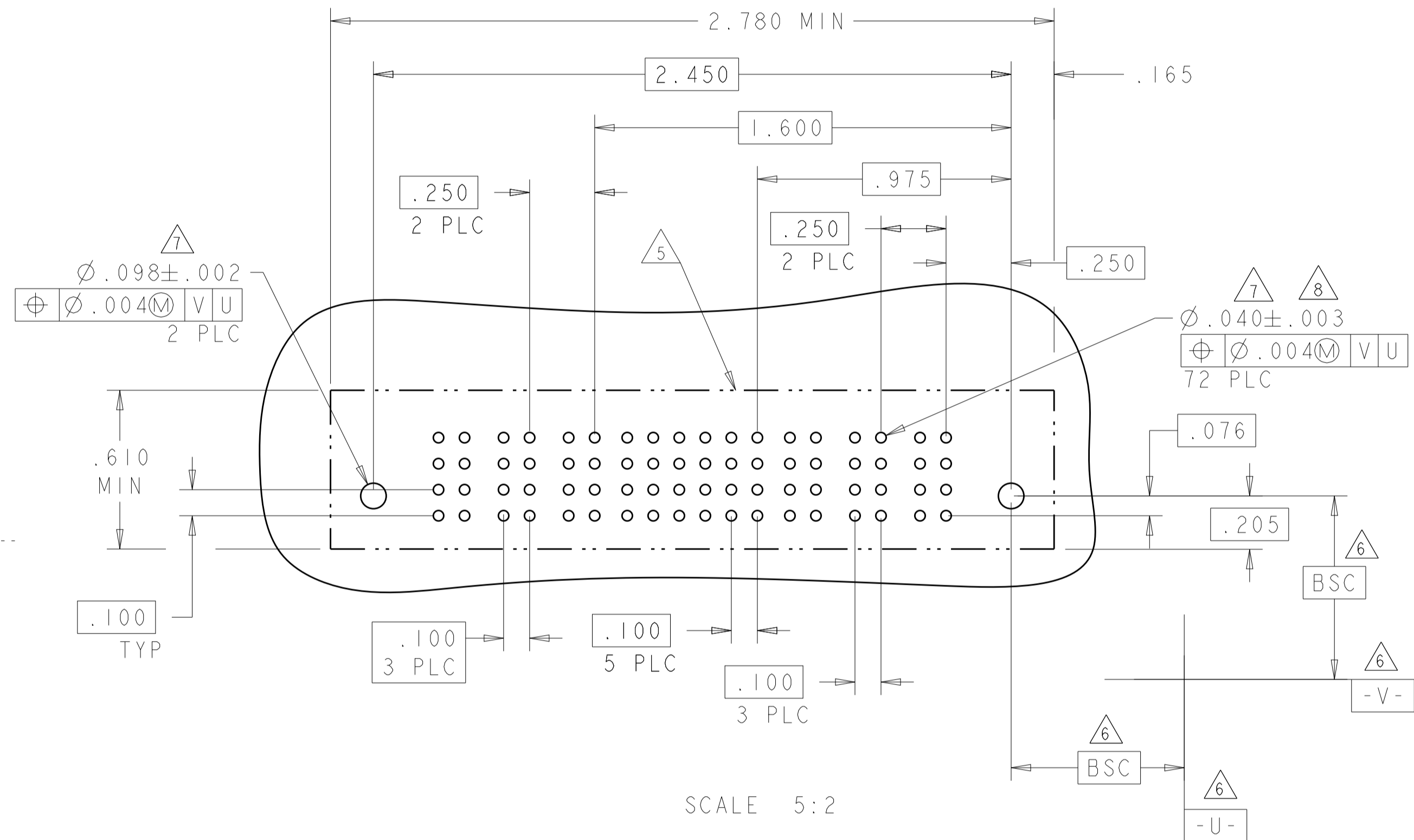
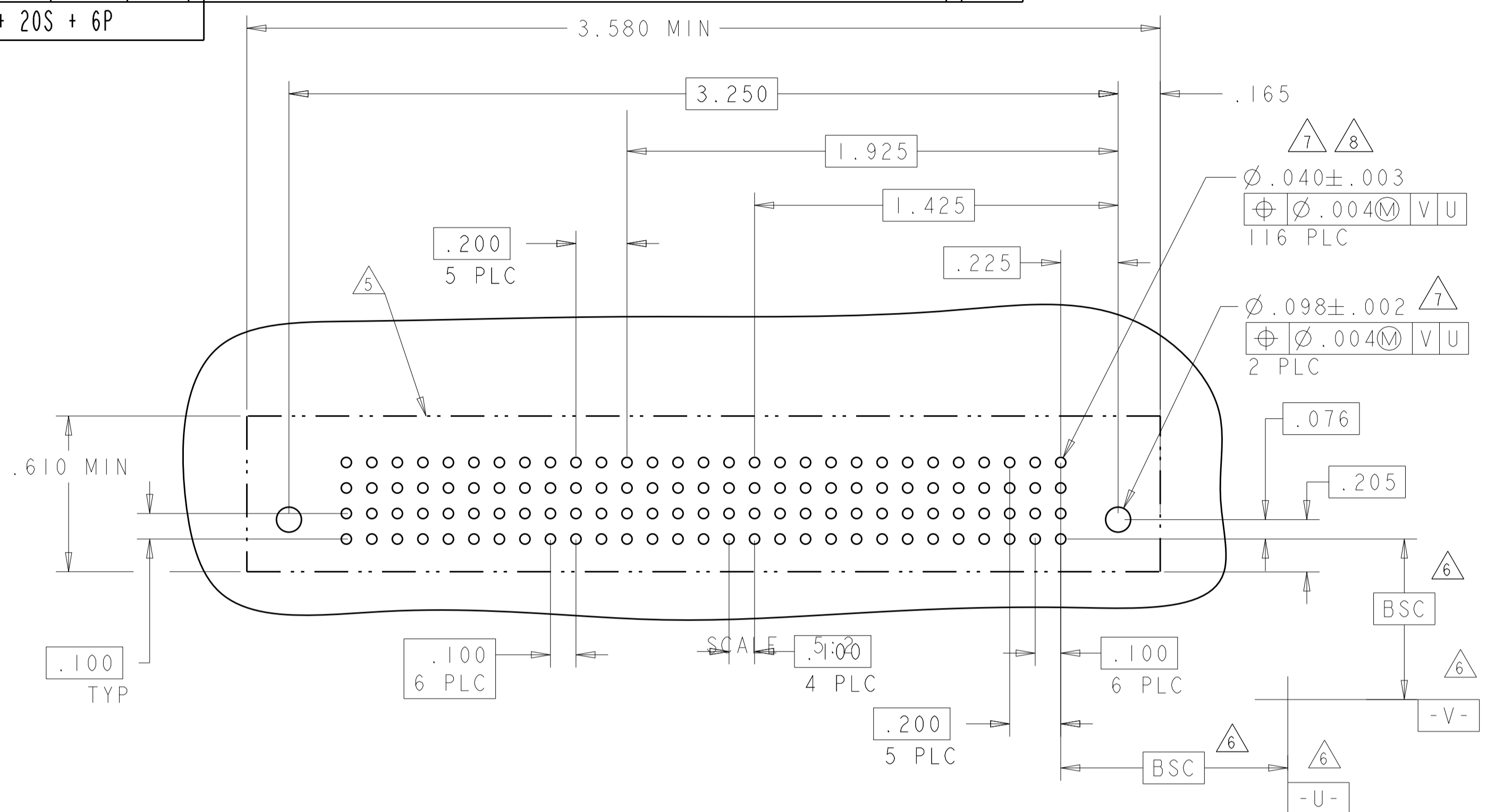


THIS DRAWING IS A CONTROLLED DOCUMENT.		OWN: R. GRZYBOWSKI 29APR05	TE Connectivity
DIMENSIONS: INCHES		CHK: M. PERCHERKE 29APR05	
TOLERANCES UNLESS OTHERWISE SPECIFIED:		APVD: M. PERCHERKE	NAME: VERTICAL RECEPTACLE ASSEMBLY WITH GUIDES MULTI-BEAM XL
0 PLC ± .01		PRODUCT SPEC: 108-1973	SIZE: A1
1 PLC ± .01		APPLICATION SPEC: 114-13038	CAGE CODE: 6450540
2 PLC ± .005		WEIGHT: -	DRAWING NO: 6450540
3 PLC ± .0020		CUSTOMER DRAWING	SCALE: 2:1
ANGLES: ± 2°		REVISIONS	SHEET 6 OF 19
FINISH: -		REV: K9	

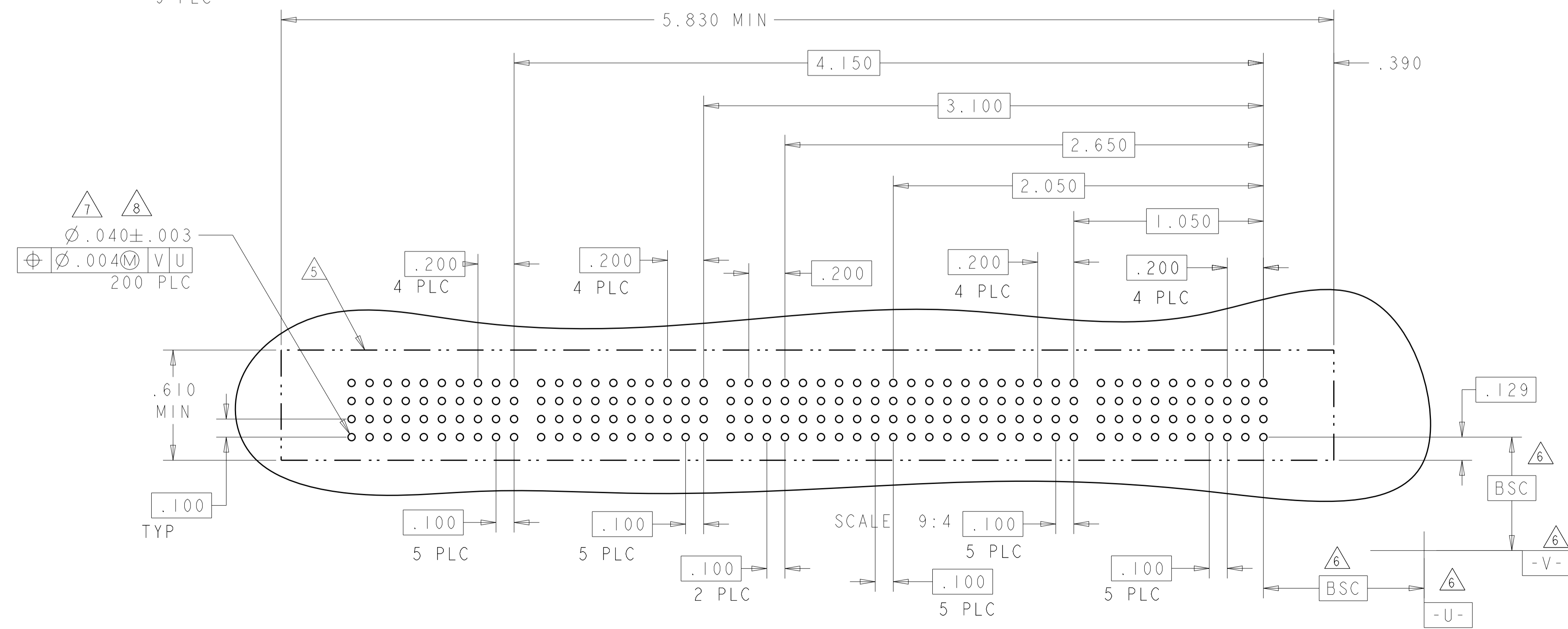
LOC	DIST	REV	DATE	APPD
ES	00			

PART NUMBER	ROWS	POWER						SIGNAL					POWER						
		P12	P11	P10	P9	P8	P7	5	4	3	2	1	P6	P5	P4	P3	P2	P1	
I-6450540-2	DCBA	GP	GP	GP	GP	GP	GP	AP	AP	AP	AP	AP	AP	GP	GP	GP	GP	GP	GP
		GP	GP	GP	GP	GP	GP	AP	AP	AP	AP	AP	AP	GP	GP	GP	GP	GP	GP
		GP	GP	GP	GP	GP	GP	AP	AP	AP	AP	AP	AP	GP	GP	GP	GP	GP	GP
		GP	GP	GP	GP	GP	GP	AP	AP	AP	AP	AP	AP	GP	GP	GP	GP	GP	GP

PART NUMBER	ROWS	POWER			SIGNAL						POWER				
		P6	P5	P4	6	5	4	3	2	1	P3	P2	P1		
2-6450540-0	DCBA	GP	GP	GP	AP	AP	AP	AP	AP	AP	AP	AP	GP	GP	GP
		GP	GP	GP	AP	AP	AP	AP	AP	AP	AP	AP	GP	GP	GP
		GP	GP	GP	AP	AP	AP	AP	AP	AP	AP	AP	GP	GP	GP
		GP	GP	GP	AP	AP	AP	AP	AP	AP	AP	AP	GP	GP	GP



PART NUMBER	ROWS	POWER										SIGNAL						POWER											
		P22	P21	P20	P19	P18	P17	P16	P15	P14	P13	P12	P11	6	5	4	3	2	1	P10	P9	P8	P7	P6	P5	P4	P3	P2	P1
I-6450540-4	DCBA	GP	GP	GP	GP	GP	GP	GP	GP	GP	GP	GP	AP	AP	AP	AP	AP	AP	AP	GP	GP	GP	GP	GP	GP	GP	GP	GP	GP
		GP	GP	GP	GP	GP	GP	GP	GP	GP	GP	GP	AP	AP	AP	AP	AP	AP	AP	GP	GP	GP	GP	GP	GP	GP	GP	GP	GP
		GP	GP	GP	GP	GP	GP	GP	GP	GP	GP	GP	AP	AP	AP	AP	AP	AP	AP	GP	GP	GP	GP	GP	GP	GP	GP	GP	GP
		GP	GP	GP	GP	GP	GP	GP	GP	GP	GP	GP	AP	AP	AP	AP	AP	AP	AP	GP	GP	GP	GP	GP	GP	GP	GP	GP	GP



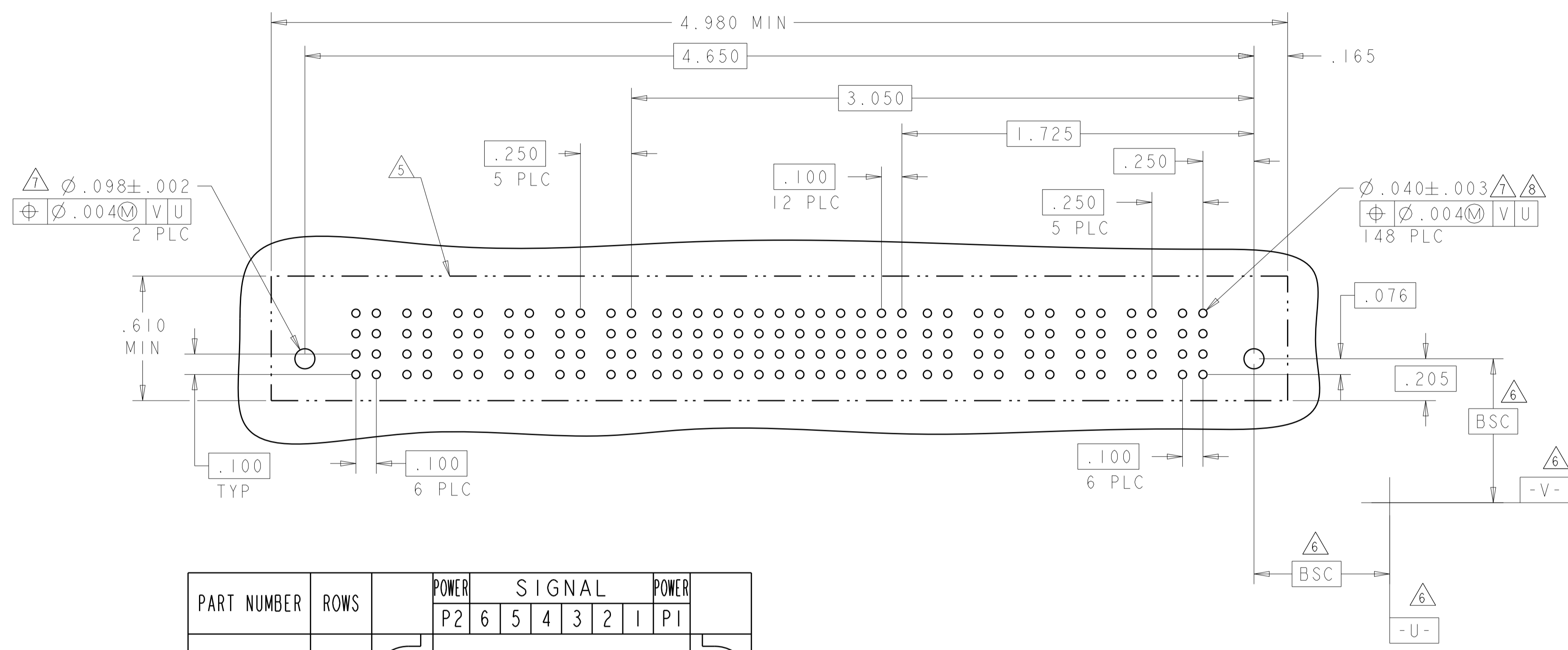
THIS DRAWING IS A CONTROLLED DOCUMENT.

DIMENSIONS: INCHES	TOLERANCES UNLESS OTHERWISE SPECIFIED:	OWN: R. GRZYBOWSKI 29APR05	CHK: M. PERCHERKE 29APR05	NAME: M. PERCHERKE
0 PLC ±.01 1 PLC ±.01 2 PLC ±.01 3 PLC ±.005 4 PLC ±.002 5 PLC ±.002		PRODUCT SPEC: 108-1973	APPLICATION SPEC: 114-13038	SIZE: A1
MATERIAL:	FINISH:	WEIGHT:	CAGE CODE: 6450540	RESTRICTED TO:
CUSTOMER DRAWING		SCALE: 2:1	SHEET 7 OF 19	REV: K9

STE TE Connectivity
VERTICAL RECEPTACLE ASSEMBLY WITH GUIDES MULTI-BEAM XL

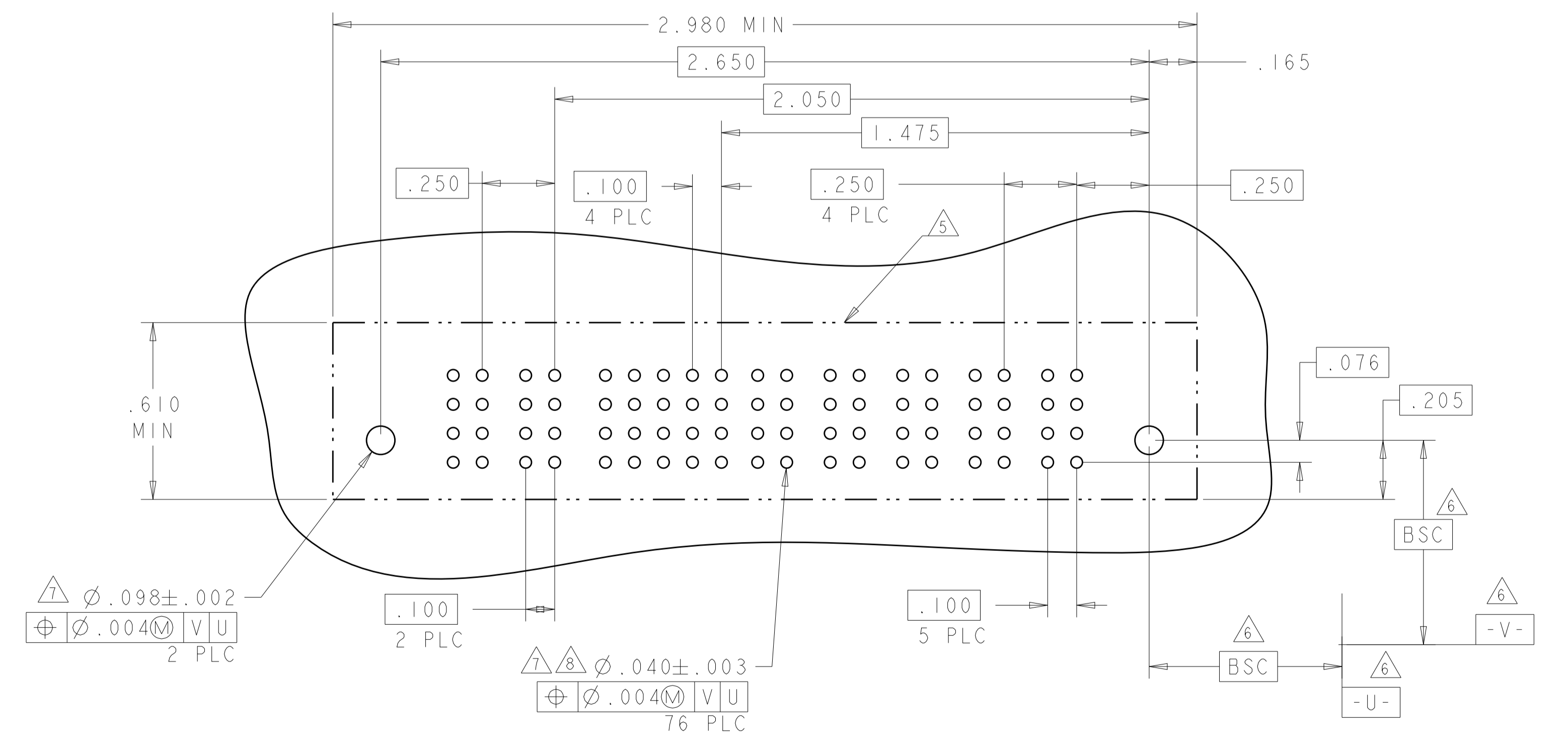
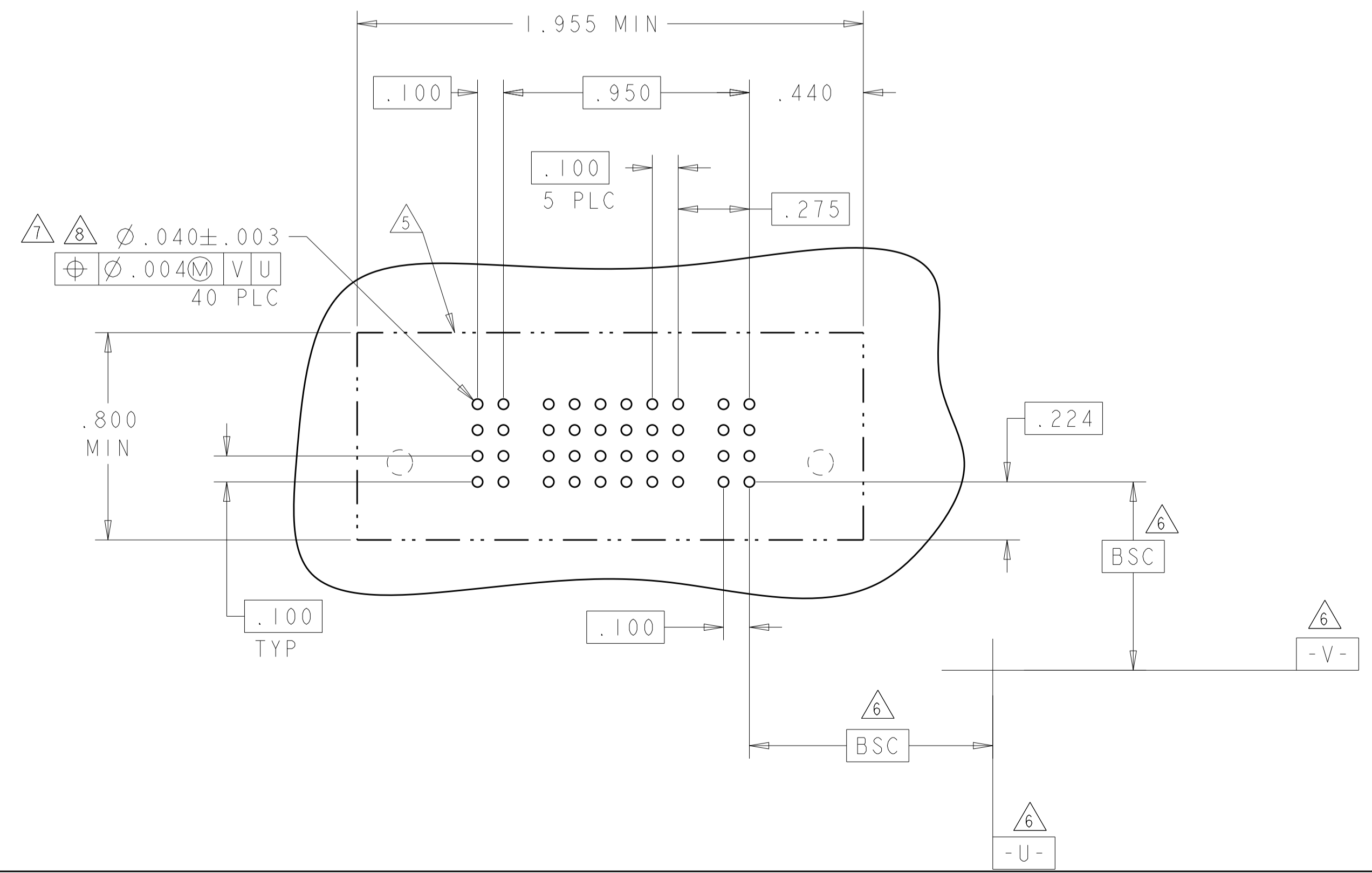
LOC	DIST	REVISIONS			
P	LTN	DESCRIPTION	DATE	DMN	APVD
-	-	SEE SHEET 1	-	-	-

PART NUMBER	ROWS	POWER						SIGNAL													POWER										
		PI2	PI1	PI0	P9	P8	P7	13	12	11	10	9	8	7	6	5	4	3	2	1	P6	P5	P4	P3	P2	PI					
2-6450540-7	DCBA	GP	GP	GP	GP	GP	AP	AP	AP	AP	AP	AP	AP	AP	AP	AP	AP	AP	AP	AP	AP	AP	AP	AP	AP	AP	AP	AP			
							AP	AP	AP	AP	AP	AP	AP	AP	AP	AP	AP	AP	AP	AP	AP	AP	AP	AP	AP	AP	AP	AP	AP	AP	
							AP	AP	AP	AP	AP	AP	AP	AP	AP	AP	AP	AP	AP	AP	AP	AP	AP	AP	AP	AP	AP	AP	AP	AP	AP
							AP	AP	AP	AP	AP	AP	AP	AP	AP	AP	AP	AP	AP	AP	AP	AP	AP	AP	AP	AP	AP	AP	AP	AP	AP
6P + 52S + 6P		HD		HD																											



PART NUMBER	ROWS	POWER		SIGNAL					POWER						
		P7	P6	5	4	3	2	1	P5	P4	P3	P2	PI		
4-6450540-3	DCBA	GS	GS	AP	AP	AP	AP	AP	AP	AP	AP	AP	AP	AP	AP
				AP	AP	AP	AP	AP	AP	AP	AP	AP	AP	AP	AP
				AP	AP	AP	AP	AP	AP	AP	AP	AP	AP	AP	AP
				AP	AP	AP	AP	AP	AP	AP	AP	AP	AP	AP	AP
5P + 20S + 2P		HD		HD											

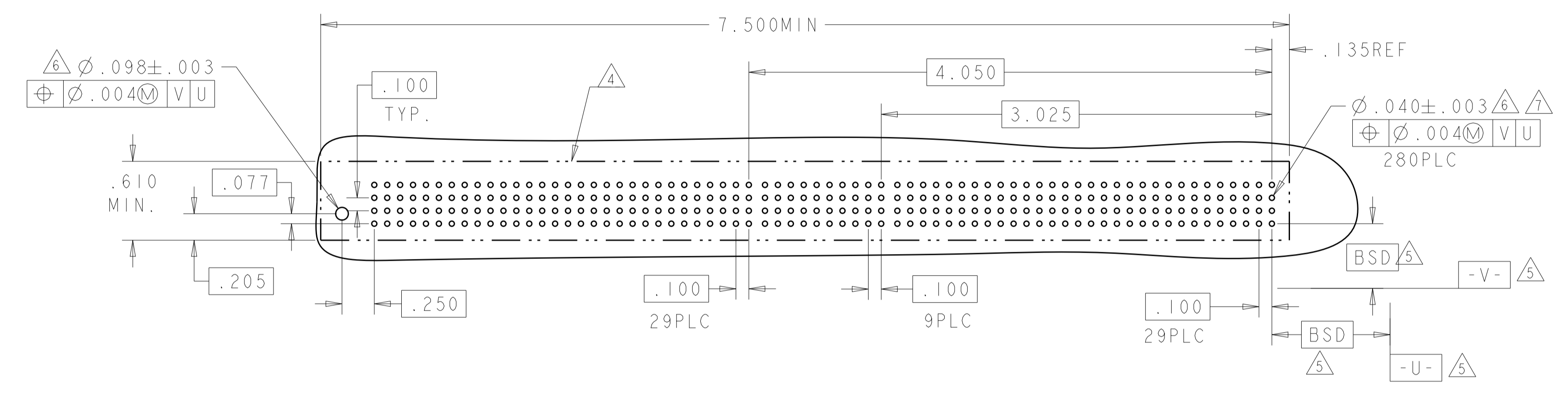
PART NUMBER	ROWS	POWER		SIGNAL					POWER			
		P2	6	5	4	3	2	1	PI			
1-6450540-8	DCBA	GP	GP	AP	AP	AP	AP	AP	AP	AP	AP	AP
				AP	AP	AP	AP	AP	AP	AP	AP	AP
				AP	AP	AP	AP	AP	AP	AP	AP	AP
				AP	AP	AP	AP	AP	AP	AP	AP	AP
1P + 24S + 1P		HD		HD								



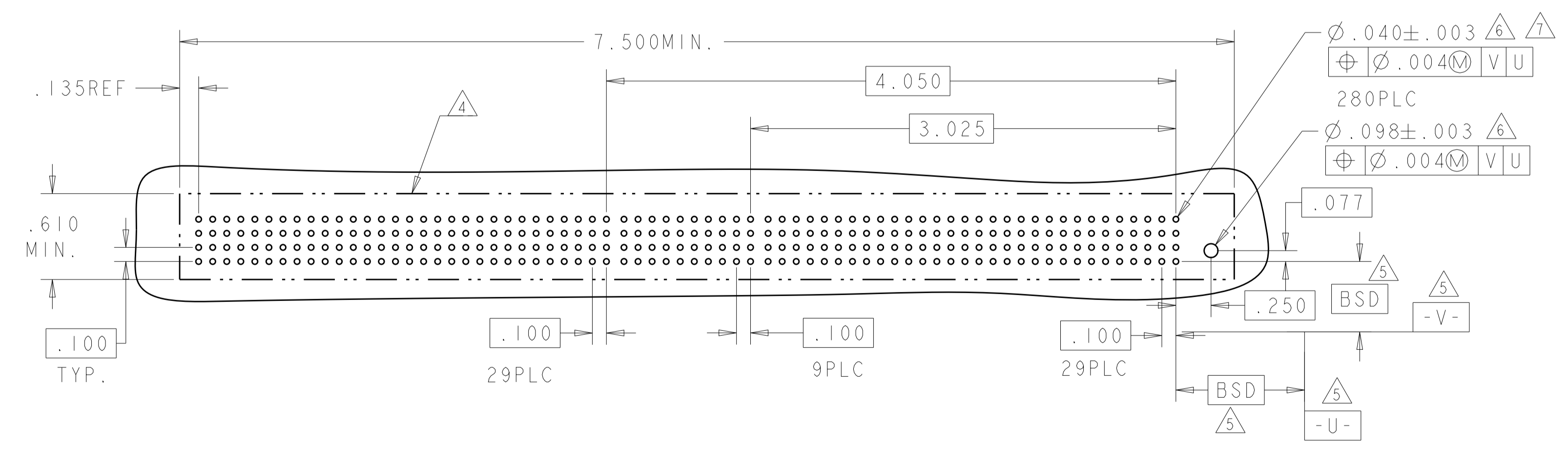
THIS DRAWING IS A CONTROLLED DOCUMENT.		DMN: R. GRZYBOWSKI 29APR05	TE Connectivity
DIMENSIONS: INCHES		CHK: M. PERCHERKE 29APR05	
TOLERANCES UNLESS OTHERWISE SPECIFIED:		APVD: M. PERCHERKE	NAME: VERTICAL RECEPTACLE ASSEMBLY WITH GUIDES MULTI-BEAM XL
0 PLC ±.01		PRODUCT SPEC: 108-1973	SIZE: A1
1 PLC ±.01		APPLICATION SPEC: 114-13038	CAGE CODE: 6450540
2 PLC ±.01		WEIGHT: -	RESTRICTED TO: -
3 PLC ±.01		FINISH: -	CUSTOMER DRAWING: -
4 PLC ±.01		SCALE: 2:1	SHEET 8 OF 19
5 PLC ±.01		REVISIONS: -	REV: K9
6 PLC ±.01			
7 PLC ±.01			
8 PLC ±.01			
ANGLES ±.0020			

LOC	DIST	REVISIONS			
P	LTN	DESCRIPTION	DATE	OWN	APVD
		SEE SHEET 1			

PART NUMBER	ROWS	POWER														SIGNAL										POWER																			
		P30	P29	P28	P27	P26	P25	P24	P23	P22	P21	P20	P19	P18	P17	P16	10	9	8	7	6	5	4	3	2	1	P15	P14	P13	P12	P11	P10	P9	P8	P7	P6	P5	P4	P3	P2	P1				
3-6450540-9	D C B A	GP	GP	GP	GP	GP	GP	GP	GP	GP	GP	GP	GP	GP	GP	GP	GP	GP	GP	GP	GP	GP	GP	GP	GP	GP	GP	GP	GP	GP	GP	GP	GP	GP	GP	GP	GP	GP	GP	GP	GP	GP			
		GP	GP	GP	GP	GP	GP	GP	GP	GP	GP	GP	GP	GP	GP	GP	GP	GP	GP	GP	GP	GP	GP	GP	GP	GP	GP	GP	GP	GP	GP	GP	GP	GP	GP	GP	GP	GP	GP	GP	GP	GP	GP		
		GP	GP	GP	GP	GP	GP	GP	GP	GP	GP	GP	GP	GP	GP	GP	GP	GP	GP	GP	GP	GP	GP	GP	GP	GP	GP	GP	GP	GP	GP	GP	GP	GP	GP	GP	GP	GP	GP	GP	GP	GP	GP	GP	GP
		GP	GP	GP	GP	GP	GP	GP	GP	GP	GP	GP	GP	GP	GP	GP	GP	GP	GP	GP	GP	GP	GP	GP	GP	GP	GP	GP	GP	GP	GP	GP	GP	GP	GP	GP	GP	GP	GP	GP	GP	GP	GP	GP	GP
		15HDP + 40S + 15HDP																																											



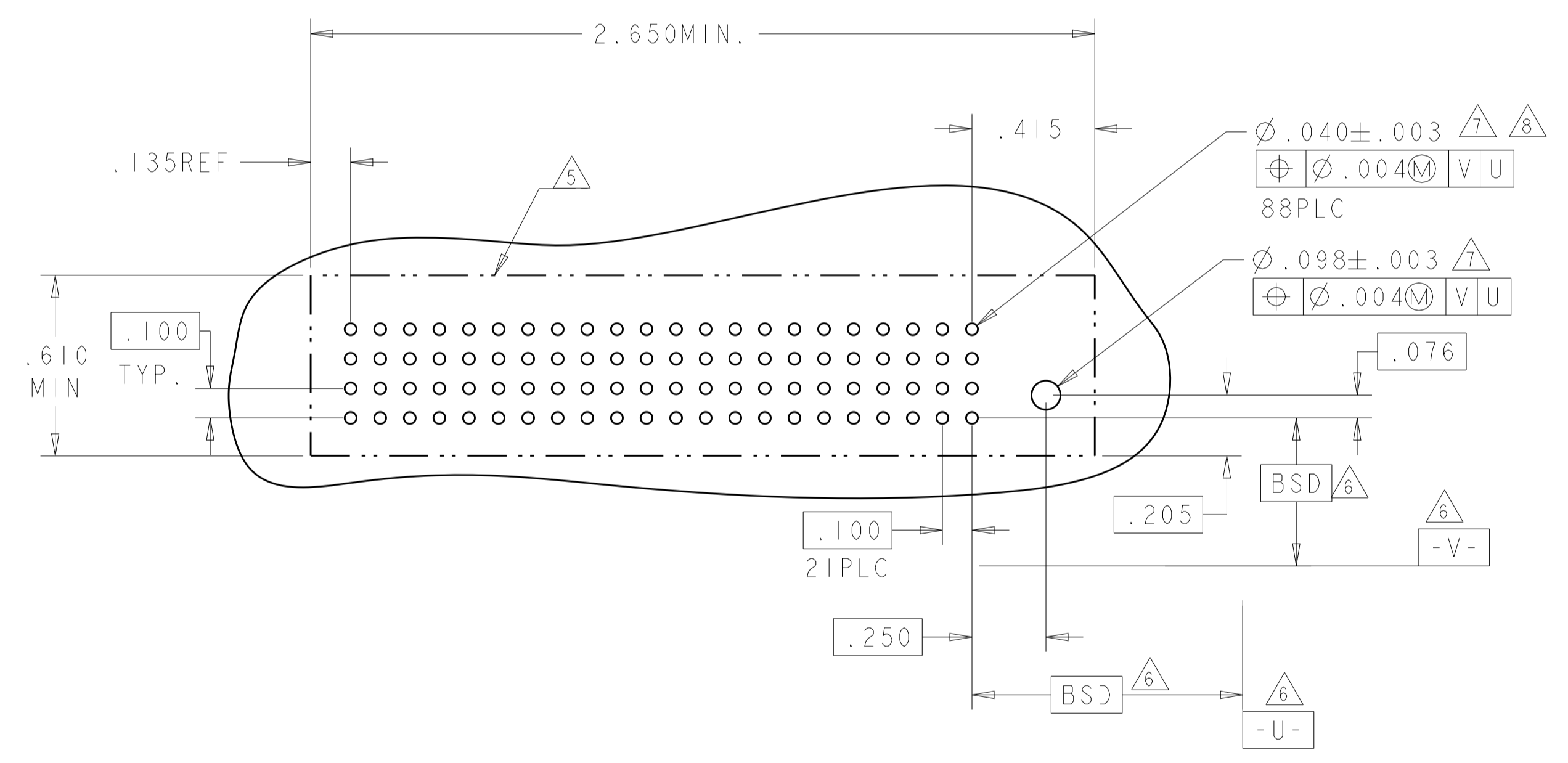
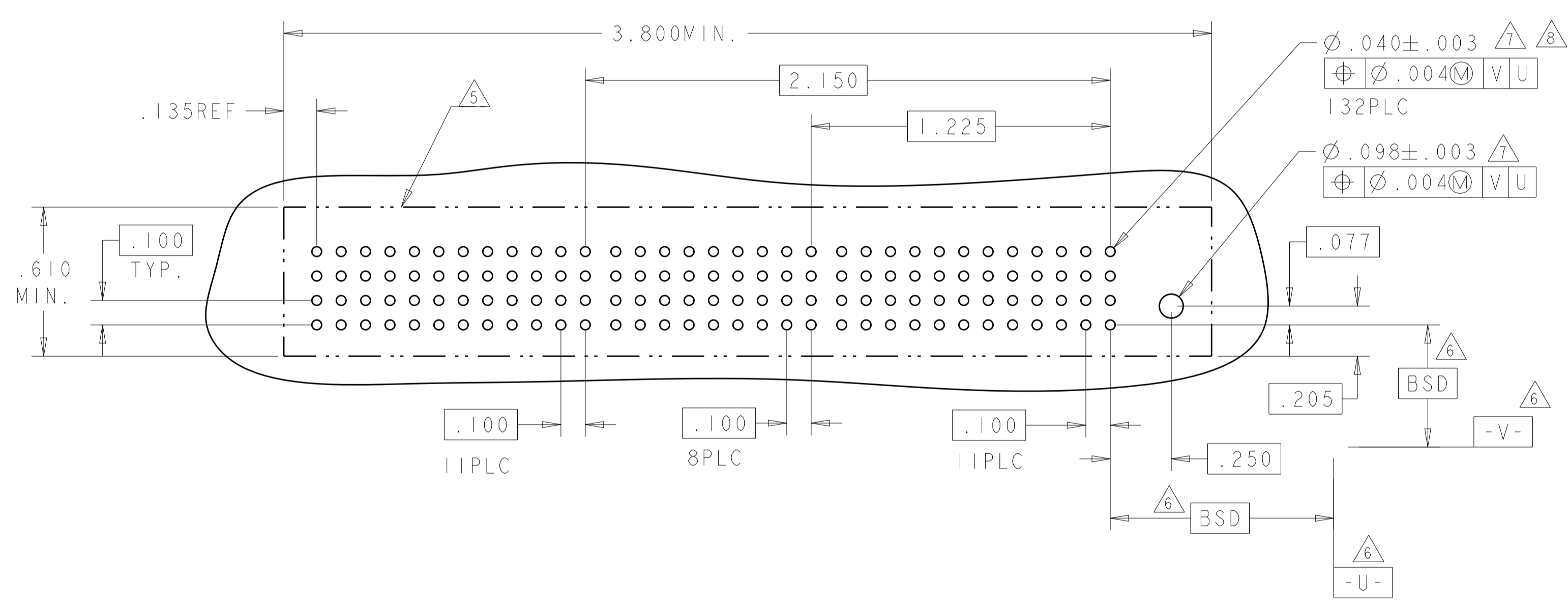
PART NUMBER	ROWS	POWER														SIGNAL										POWER																						
		P30	P29	P27	P28	P26	P25	P24	P23	P22	P21	P20	P19	P18	P17	P16	10	9	8	7	6	5	4	3	2	1	P15	P14	P13	P12	P11	P10	P9	P8	P7	P6	P5	P4	P3	P2	P1							
4-6450540-0	D C B A	GS	GS	GS	GS	GS	GS	GS	GS	GS	GS	GS	GS	GS	GS	GS	GS	GS	GS	GS	GS	GS	GS	GS	GS	GS	GS	GS	GS	GS	GS	GS	GS	GS	GS	GS	GS	GS	GS	GS	GS	GS	GS	GS	GS	GS		
		GS	GS	GS	GS	GS	GS	GS	GS	GS	GS	GS	GS	GS	GS	GS	GS	GS	GS	GS	GS	GS	GS	GS	GS	GS	GS	GS	GS	GS	GS	GS	GS	GS	GS	GS	GS	GS	GS	GS	GS	GS	GS	GS	GS	GS	GS	
		GS	GS	GS	GS	GS	GS	GS	GS	GS	GS	GS	GS	GS	GS	GS	GS	GS	GS	GS	GS	GS	GS	GS	GS	GS	GS	GS	GS	GS	GS	GS	GS	GS	GS	GS	GS	GS	GS	GS	GS	GS	GS	GS	GS	GS	GS	GS
		GS	GS	GS	GS	GS	GS	GS	GS	GS	GS	GS	GS	GS	GS	GS	GS	GS	GS	GS	GS	GS	GS	GS	GS	GS	GS	GS	GS	GS	GS	GS	GS	GS	GS	GS	GS	GS	GS	GS	GS	GS	GS	GS	GS	GS	GS	
		15HDP + 40S + 15HDP																																														



THIS DRAWING IS A CONTROLLED DOCUMENT.		OWN: R. GRZYBOWSKI 29APR05 CHK: M. PERCHERKE 29APR05	TE Connectivity	
DIMENSIONS: INCHES	TOLERANCES UNLESS OTHERWISE SPECIFIED:	APVD: M. PERCHERKE	NAME: VERTICAL RECEPTACLE ASSEMBLY WITH GUIDES MULTI-BEAM XL	
	0 PLC ±. 1 PLC ±.01 2 PLC ±.01 3 PLC ±.005 4 PLC ±.0020 ANGLES ±.2°	PRODUCT SPEC: 108-1973 APPLICATION SPEC: 114-13038 WEIGHT: -	SIZE: A1	CAGE CODE: 6450540
MATERIAL:	FINISH:	CUSTOMER DRAWING	SCALE: 2:1	SHEET 9 OF 19

PART NUMBER	ROWS	POWER						SIGNAL								POWER							
		P21	P20	P19	P18	P17	P16	9	8	7	6	5	4	3	2	1	P6	P5	P4	P3	P2	P1	
4-6450540-1	DCBA	GP	GP	GP	GP	GP	GP	AP	AP	AP	AP	AP	AP	AP	AP	AP	AP	GP	GP	GP	GP	GP	GP
								AP	AP	AP	AP	AP	AP	AP	AP	AP	AP						
								AP	AP	AP	AP	AP	AP	AP	AP	AP	AP						
								AP	AP	AP	AP	AP	AP	AP	AP	AP	AP						
6HDP + 36S + 6HDP																							

PART NUMBER	ROWS	POWER									
		P11	P10	P9	P8	P7	P6	P5	P3	P2	P1
4-6450540-2	DCBA	GP	GP	GP	GP	GP	GP	GP	GP	GP	GP
11HDP											



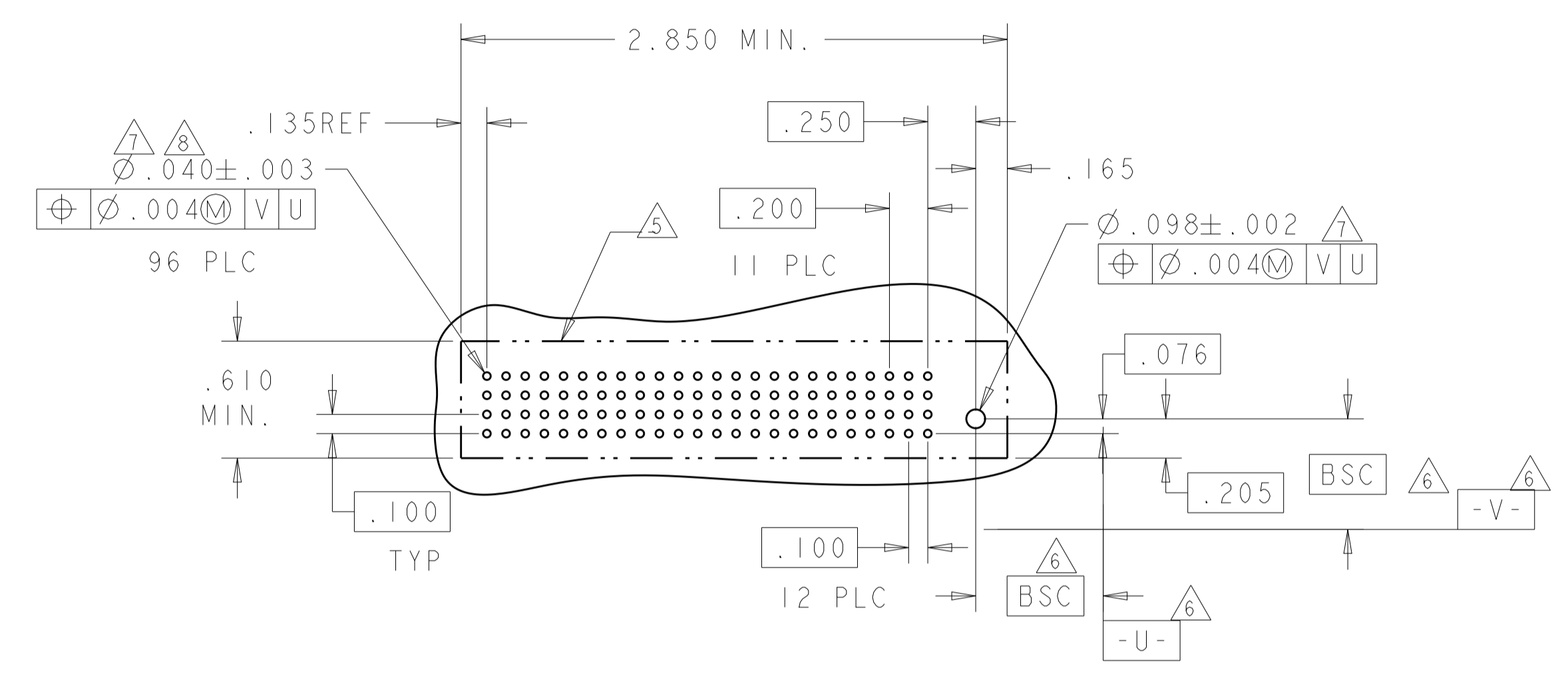
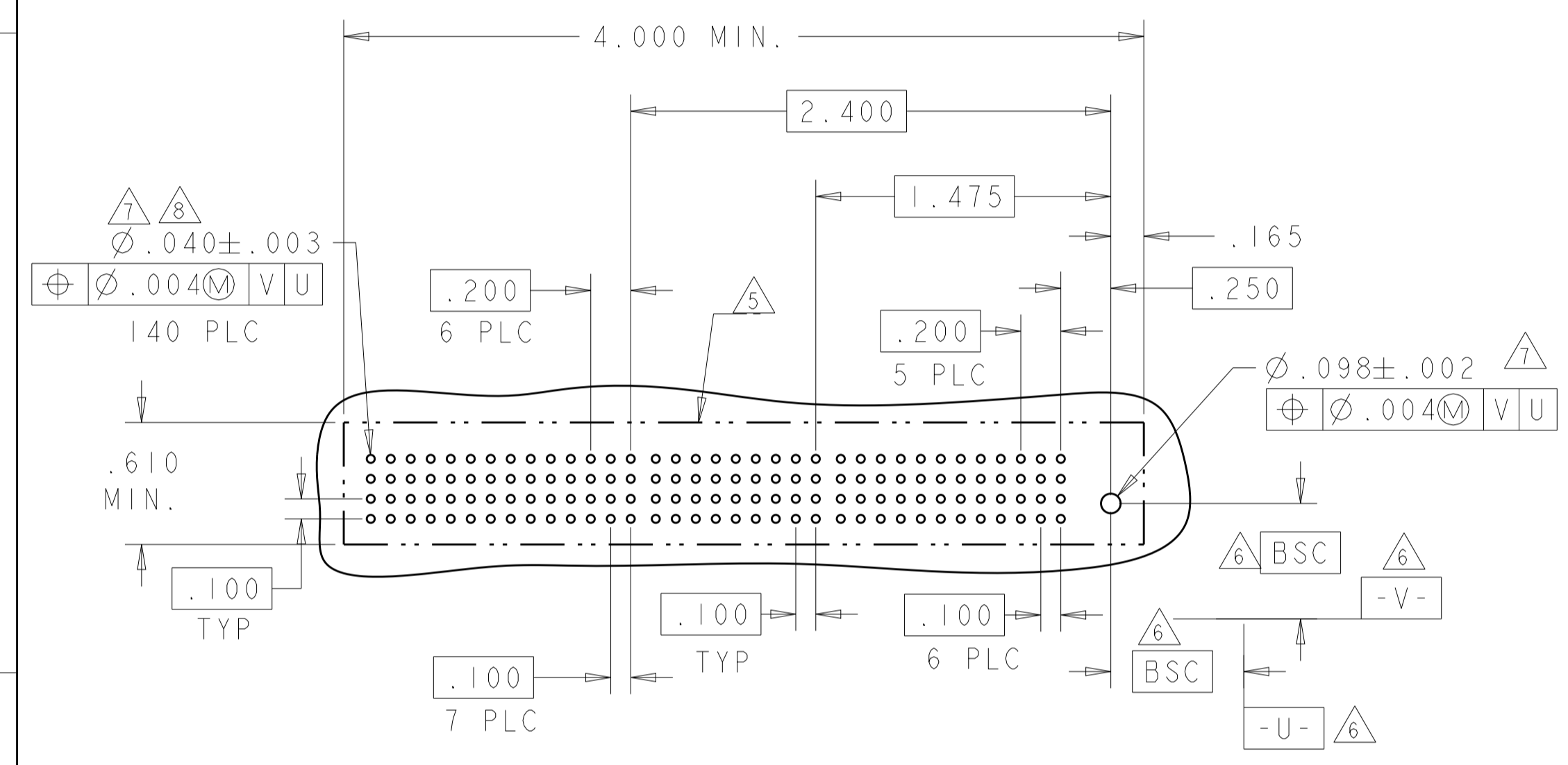
THIS DRAWING IS A CONTROLLED DOCUMENT.

DIMENSIONS:	TOLERANCES UNLESS OTHERWISE SPECIFIED:	OWN	29APR05	STE TE Connectivity
INCHES	0 PLC ±.01 1 PLC ±.01 2 PLC ±.01 3 PLC ±.005 4 PLC ±.0020 ANGLES ±.2°	CHK	29APR05	
MATERIAL	FINISH	APVD	M. PERCHERKE	NAME
		PRODUCT SPEC		VERTICAL RECEPTACLE ASSEMBLY WITH GUIDES MULTI-BEAM XL
		APPLICATION SPEC		SIZE
		114-13038		CAGE CODE DRAWING NO
		WEIGHT		A100779C=6450540
				RESTRICTED TO
		CUSTOMER DRAWING		SCALE
				2:1 SHEET 10 OF 19 REV K9

LOC	DIST	REV	DATE	BY	APPV
ES	00				
SEE SHEET 1					

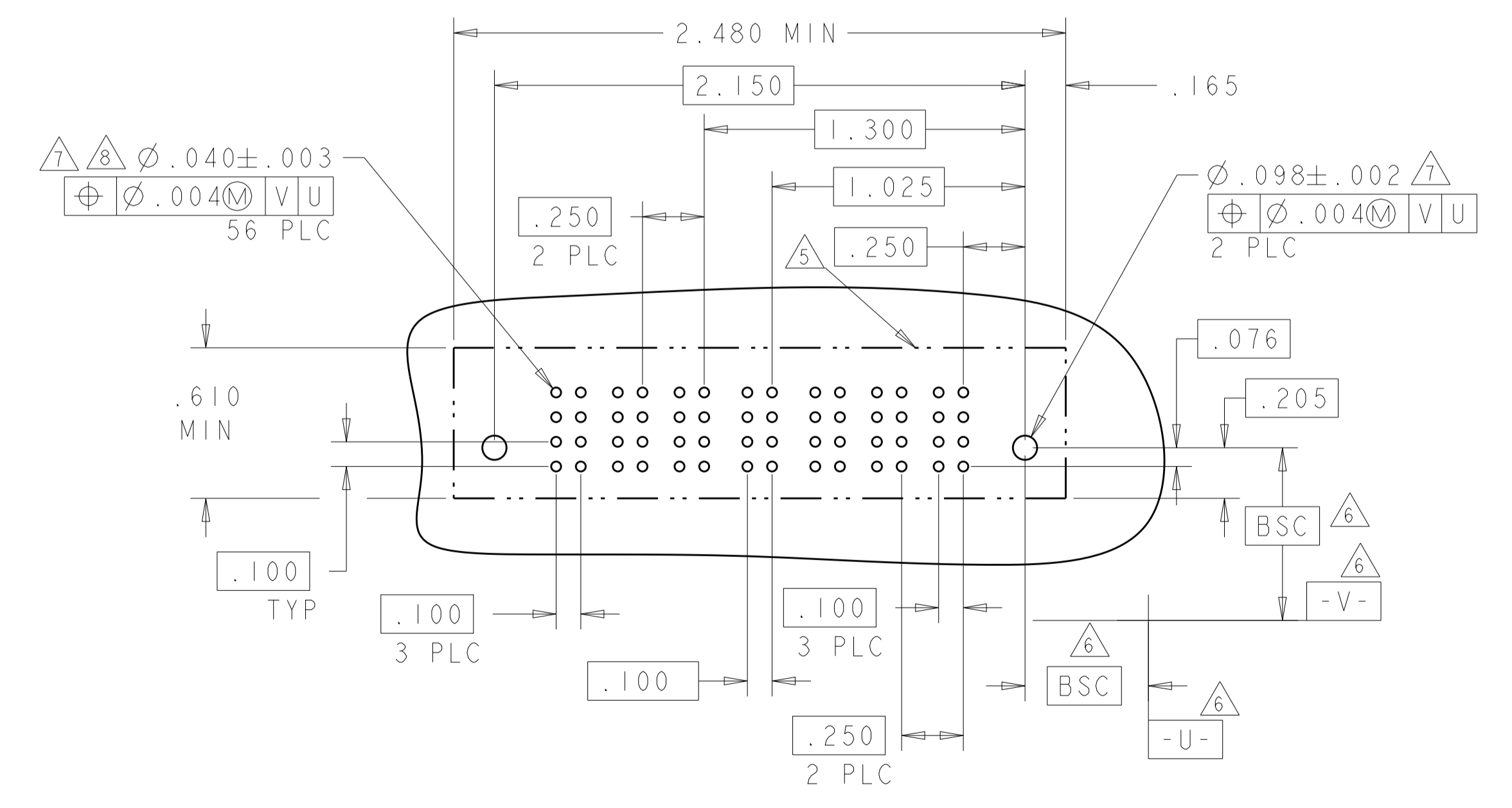
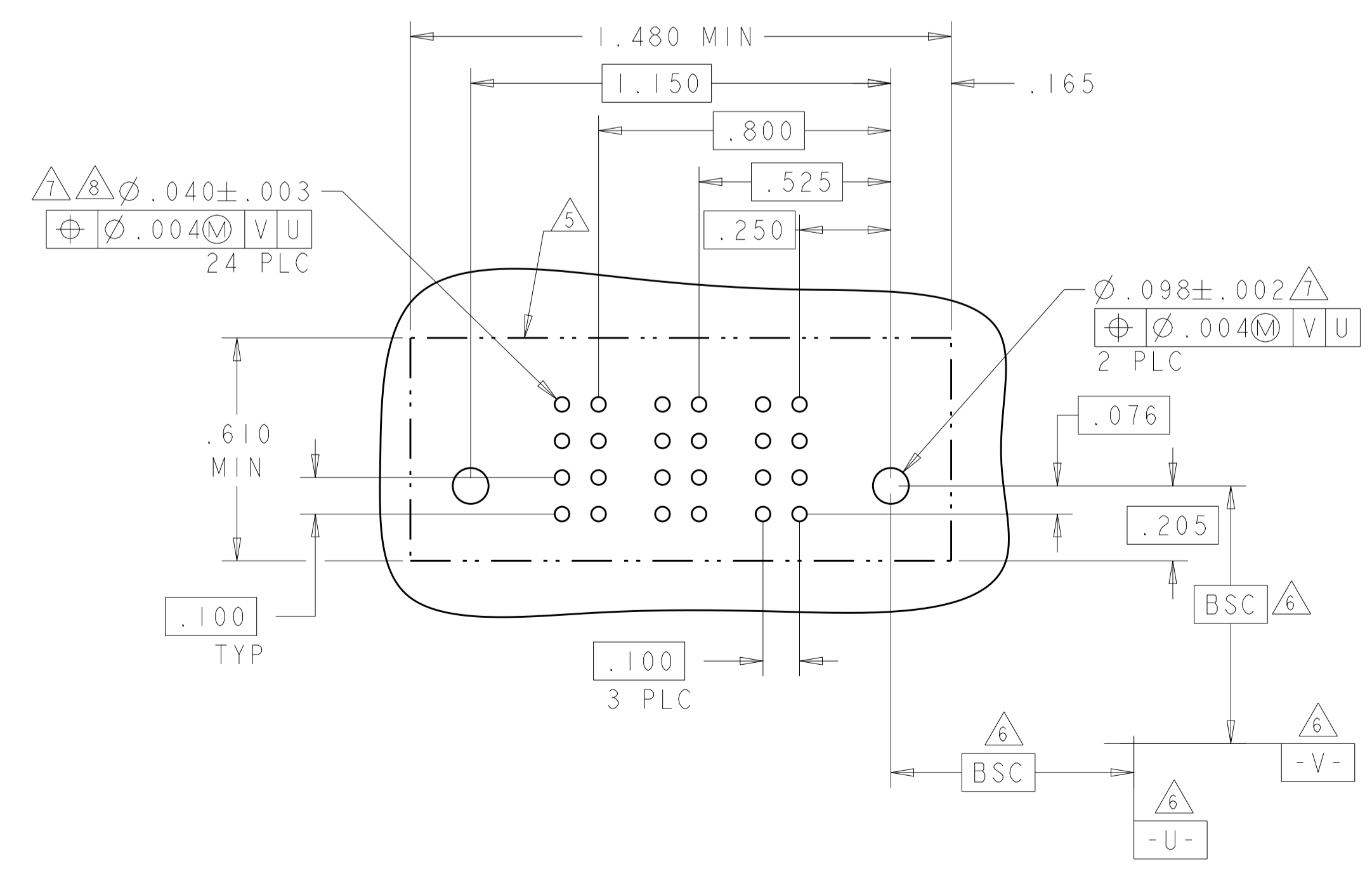
PART NUMBER	ROWS	POWER						SIGNAL						POWER						HD				
		P13	P12	P11	P10	P9	P8	P7	9	8	7	6	5	4	3	2	1	P6	P5		P4	P3	P2	P1
4-6450540-4	DCBA	GS	GS	GS	GS	GS	GS	GS	AP	AP	AP	AP	AP	AP	AP	AP	AP	GS	GS	GS	GS	GS	GS	
		GS	GS	GS	GS	GS	GS	GS	AP	AP	AP	AP	AP	AP	AP	AP	AP	GS	GS	GS	GS	GS	GS	
		GS	GS	GS	GS	GS	GS	GS	AP	AP	AP	AP	AP	AP	AP	AP	AP	GS	GS	GS	GS	GS	GS	
6HDP + 36S + 7HDP																								

PART NUMBER	ROWS	POWER										HD	
		P12	P11	P10	P9	P8	P7	P6	P5	P3	P2		P1
4-6450540-5	DCBA	GS	GS	GS	GS	GS	GS	GS	GS	GS	GS	GS	
		GS	GS	GS	GS	GS	GS	GS	GS	GS	GS	GS	
12HDP													



PART NUMBER	ROWS	POWER		SIGNAL	POWER		HD
		P2	2	1	P1		
4-6450540-6	DCBA	GS	AP	AP	GS		
		GS	AP	AP	GS		
		GS	AP	AP	GS		
IP + 8S + IP							

PART NUMBER	ROWS	POWER			SIGNAL	POWER			HD	
		P6	P5	P4	2	1	P3	P2		P1
4-6450540-7	DCBA	HP	HP	HP	BP	BP	HP	HP	HP	
		HP	HP	HP	BP	BP	HP	HP	HP	
		HP	HP	HP	BP	BP	HP	HP	HP	
3P + 8S + 3P										



THIS DRAWING IS A CONTROLLED DOCUMENT.

OWN: R. GRZYBOWSKI 29APR05
 CHK: M. PERCHERKE 29APR05
 APVD: M. PERCHERKE

NAME: VERTICAL RECEPTACLE ASSEMBLY WITH GUIDES MULTI-BEAM XL

PRODUCT SPEC: 108-1973
 APPLICATION SPEC: 114-13038

SIZE: A1
 CAGE CODE: 100779
 DRAWING NO: 6450540

RESTRICTED TO: -

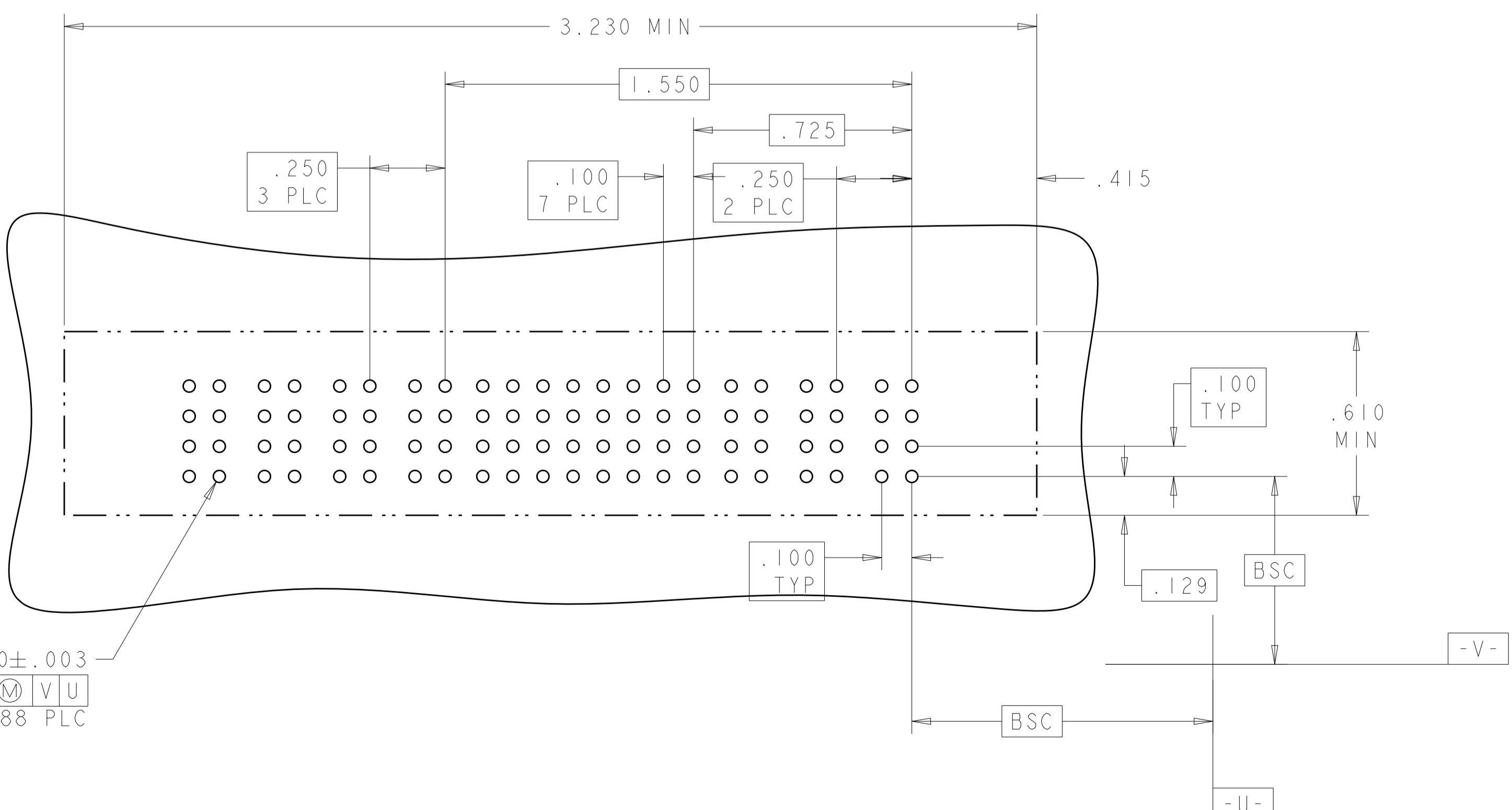
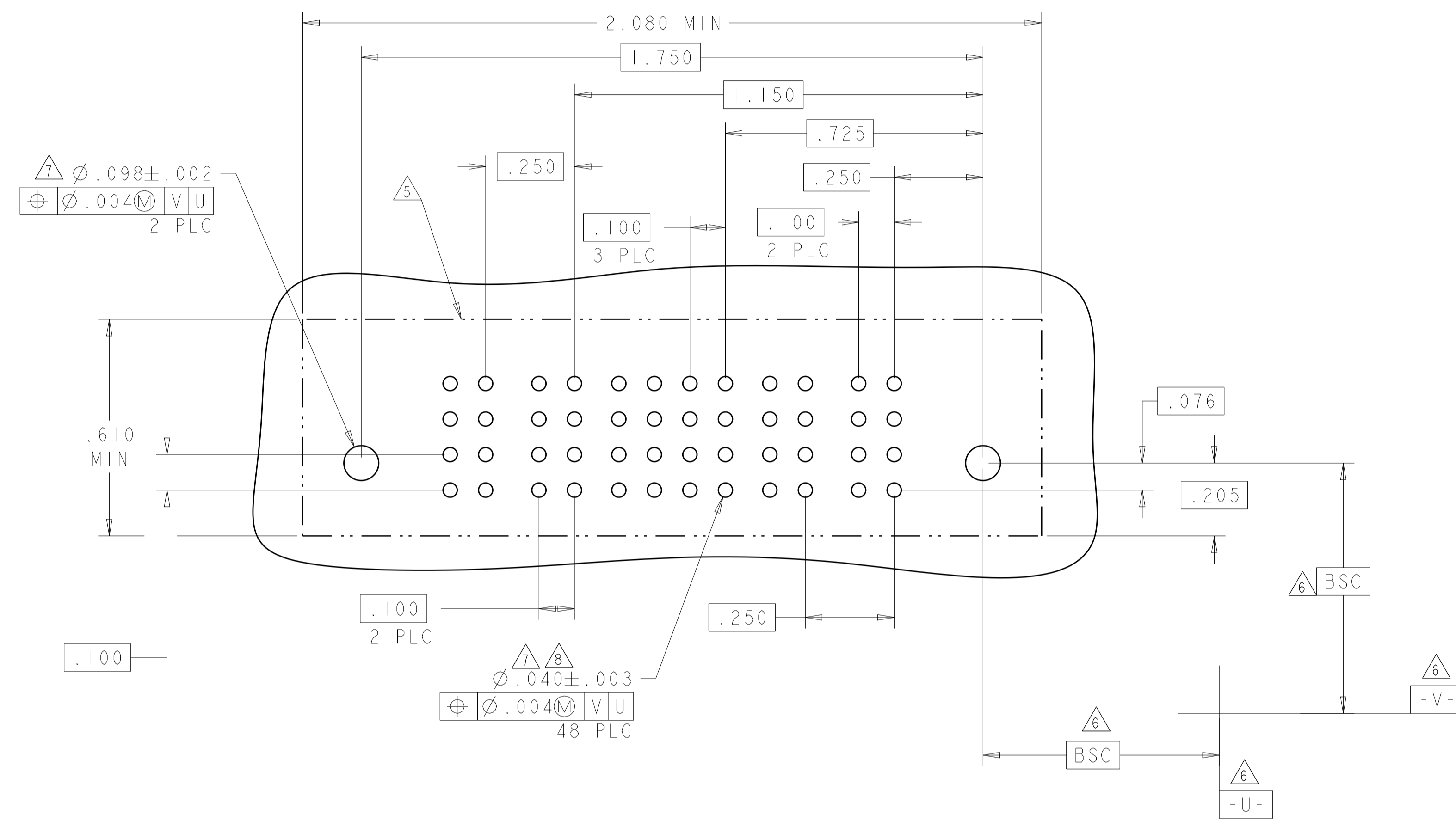
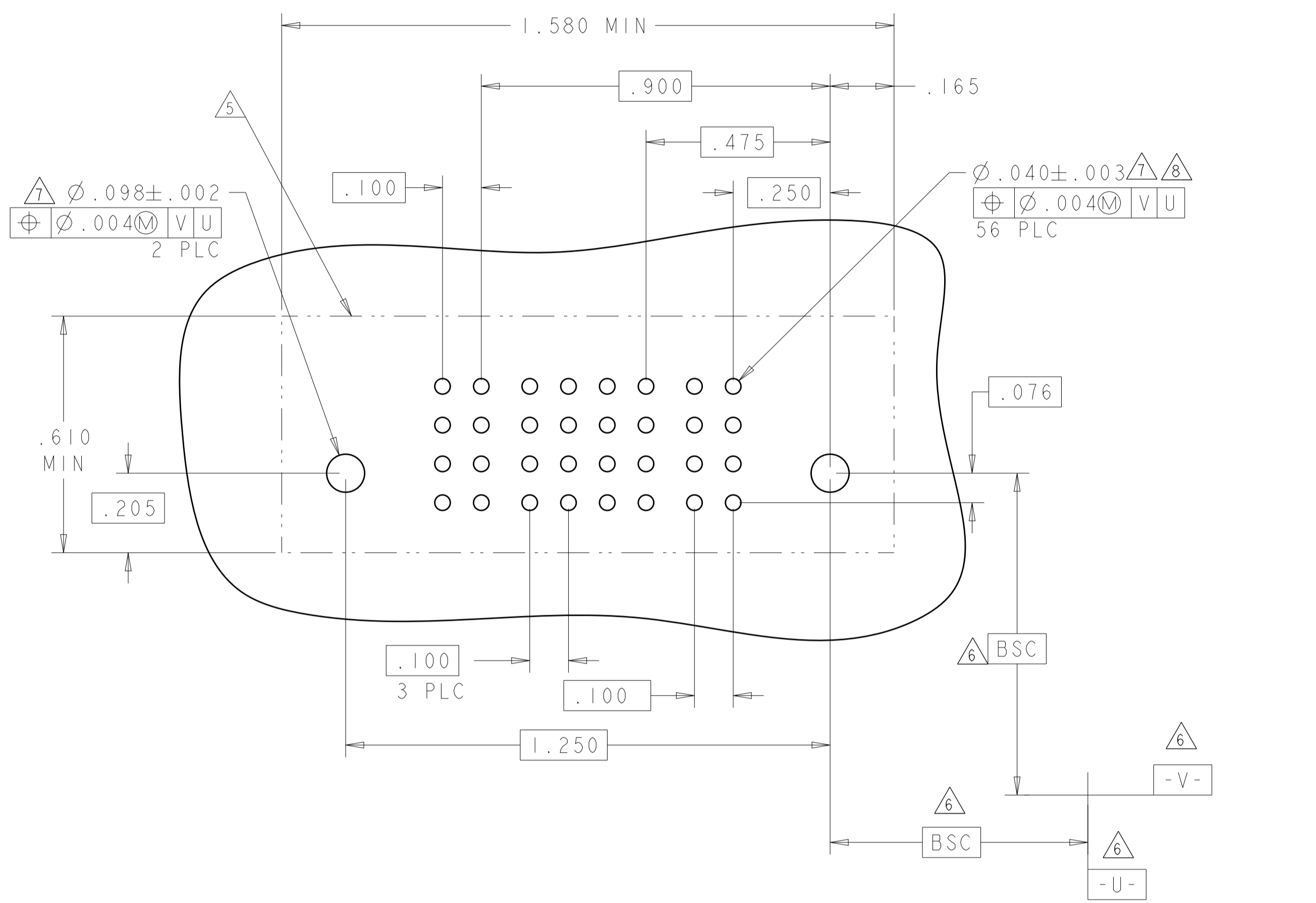
CUSTOMER DRAWING

SCALE: 2:1 SHEET 11 OF 19 REV: K9

LOC		DIST		REVISIONS				
P	LTN	DATE	DNM	APVD	DESCRIPTION			
ES	00				SEE SHEET 1			

PART NUMBER	ROWS	POWER		SIGNAL				POWER	
		P2	P1	4	3	2	1	P2	P1
4-6450540-8	D C B A	GS	GS	AP	AP	AP	AP	GS	GS
				AP	AP	AP	AP		
				AP	AP	AP	AP		
				AP	AP	AP	AP		
		HD							HD
IP + 16S + IP									

PART NUMBER	ROWS	POWER		SIGNAL				POWER	
		P4	P3	4	3	2	1	P2	P1
5-6450540-1	D C B A	GP	GP	AP	AP	AP	AP	GP	GP
				AP	AP	AP	AP		
				AP	AP	AP	AP		
				AP	AP	AP	AP		
		HD							HD
2P + 16S + 2P									



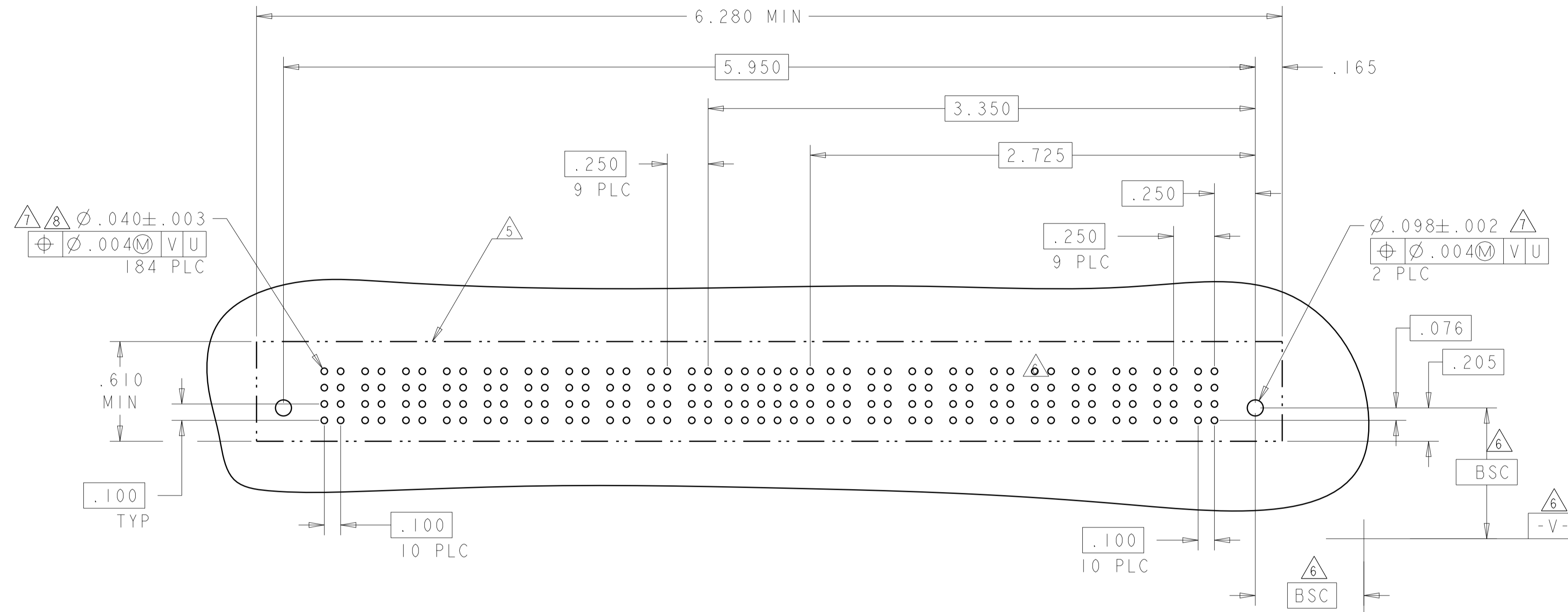
PART NUMBER	ROWS	POWER				SIGNAL								POWER		
		P7	P6	P5	P4	8	7	6	5	4	3	2	1	P3	P2	P1
1-6450540-1	D C B A	VP	VP	VP	VP	P	P	P	P	P	P	P	P	VP	VP	VP
		VP	VP	VP	VP	P	P	P	P	P	P	P	P	VP	VP	VP
		VP	VP	VP	VP	P	P	P	P	P	P	P	P	VP	VP	VP
		VP	VP	VP	VP	P	P	P	P	P	P	P	P	VP	VP	VP
3P + 32S + 4P																

THIS DRAWING IS A CONTROLLED DOCUMENT.		DNM R. GRZYBOWSKI CHK M. PERCHERKE	29APR05 29APR05	TE Connectivity VERTICAL RECEPTACLE ASSEMBLY WITH GUIDES MULTI-BEAM XL
DIMENSIONS: INCHES		TOLERANCES UNLESS OTHERWISE SPECIFIED:	APVD M. PERCHERKE	
		0 PLC ± 1 PLC ±.01 2 PLC ±.01 3 PLC ±.005 4 PLC ±.002 ANGLES ±.020	PRODUCT SPEC 108-1973 APPLICATION SPEC 114-13038	NAME SIZE CAGE CODE DRAWING NO RESTRICTED TO
MATERIAL FINISH		WEIGHT	A100779C=6450540 CUSTOMER DRAWING	SCALE 2:1 SHEET 12 OF 19 REV K9

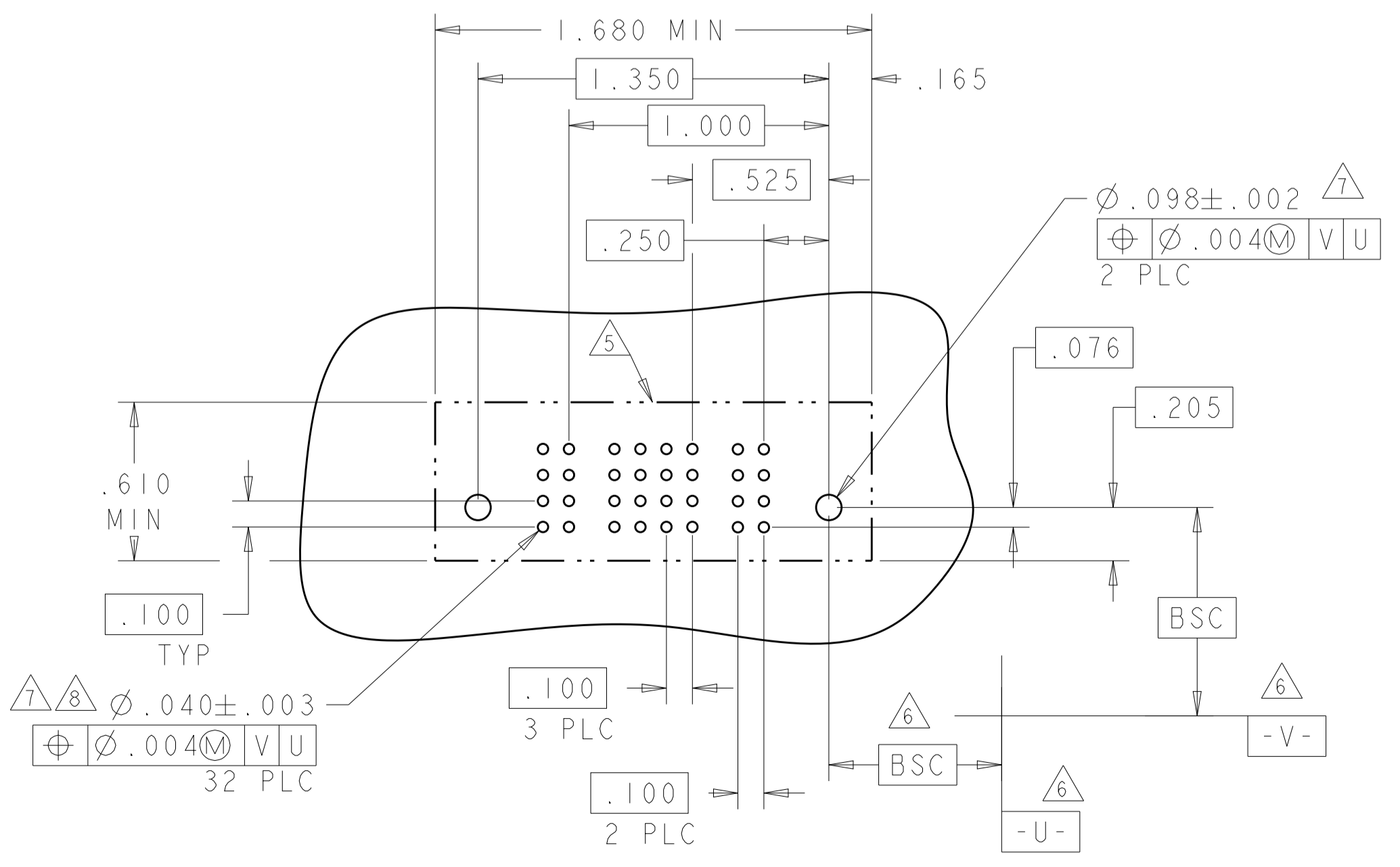
LOC	DIST	REV	DATE	BY	APPV
ES	00				

REVISIONS			
NO	DATE	DESCRIPTION	BY
-	-	SEE SHEET 1	-

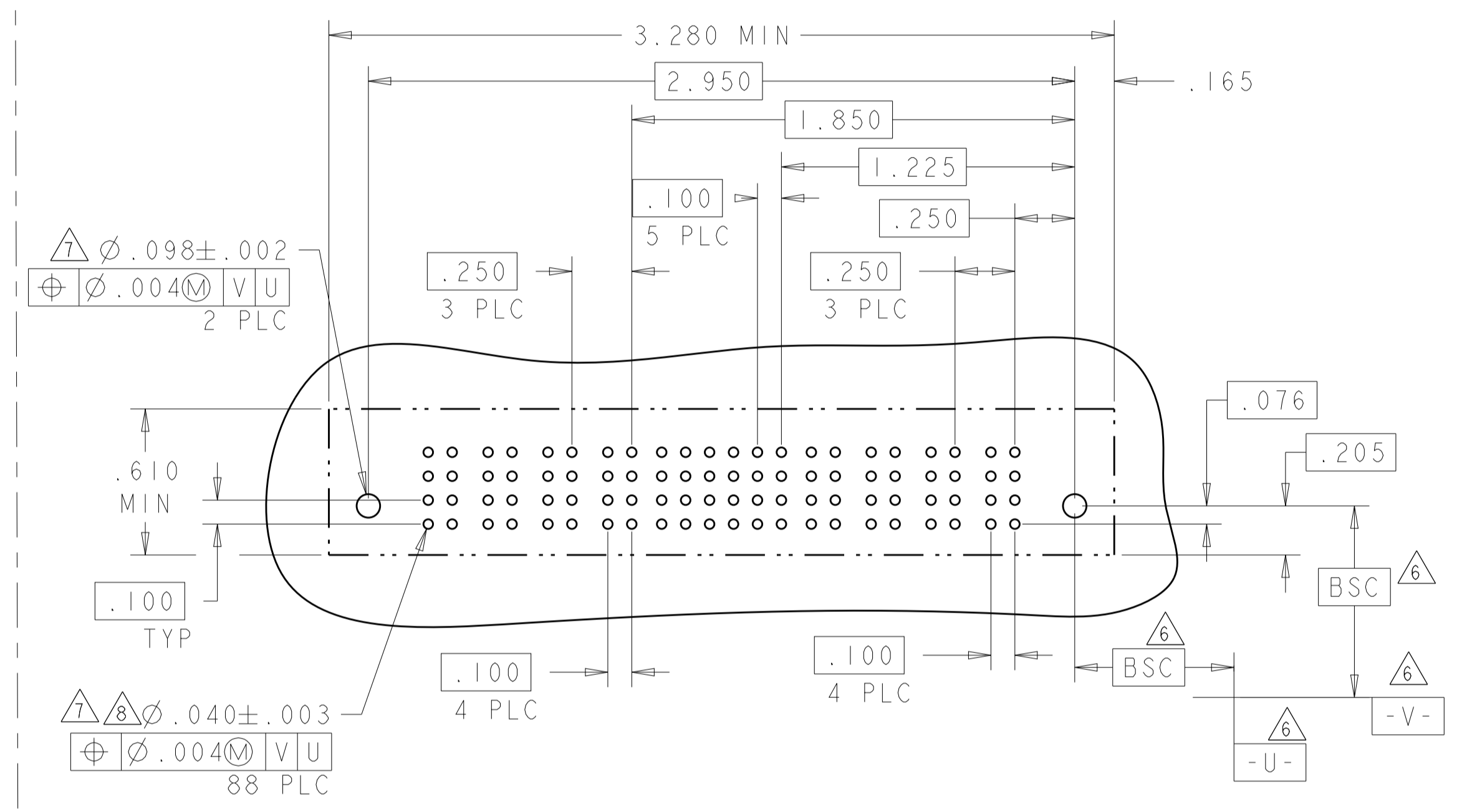
PART NUMBER	ROWS	POWER										SIGNAL						POWER											
		P20	P19	P18	P17	P16	P15	P14	P13	P12	P11	6	5	4	3	2	1	P10	P9	P8	P7	P6	P5	P4	P3	P2	P1		
5-6450540-0	D C B A	GS	GS	GS	GS	GS	GS	GS	GS	GS	GS	AP	AP	AP	AP	AP	AP	GS	GS	GS	GS	GS	GS	GS	GS	GS	GS		
		GS	GS	GS	GS	GS	GS	GS	GS	GS	GS	AP	AP	AP	AP	AP	AP	GS	GS	GS	GS	GS	GS	GS	GS	GS	GS		
		GS	GS	GS	GS	GS	GS	GS	GS	GS	GS	AP	AP	AP	AP	AP	AP	GS	GS	GS	GS	GS	GS	GS	GS	GS	GS		
		GS	GS	GS	GS	GS	GS	GS	GS	GS	GS	AP	AP	AP	AP	AP	AP	GS	GS	GS	GS	GS	GS	GS	GS	GS	GS		
10P + 24S + 10P																													



PART NUMBER	ROWS	POWER		SIGNAL				POWER	
		P2	P1	4	3	2	1	P1	P2
5-6450540-2	D C B A	GS	GS	AP	AP	AP	AP	GS	GS
		GS	GS	AP	AP	AP	AP	GS	GS
		GS	GS	AP	AP	AP	AP	GS	GS
		GS	GS	AP	AP	AP	AP	GS	GS
1P + 16S + 1P									



PART NUMBER	ROWS	POWER				SIGNAL						POWER			
		P8	P7	P6	P5	6	5	4	3	2	1	P4	P3	P2	P1
5-6450540-3	D C B A	GS	GS	GS	GS	AP	AP	AP	AP	AP	AP	GS	GS	GS	GS
		GS	GS	GS	GS	AP	AP	AP	AP	AP	AP	GS	GS	GS	GS
		GS	GS	GS	GS	AP	AP	AP	AP	AP	AP	GS	GS	GS	GS
		GS	GS	GS	GS	AP	AP	AP	AP	AP	AP	GS	GS	GS	GS
4P + 24S + 4P															



THIS DRAWING IS A CONTROLLED DOCUMENT.

DIMENSIONS: INCHES	TOLERANCES UNLESS OTHERWISE SPECIFIED:	0 PLC ± .01	1 PLC ± .01	2 PLC ± .01	3 PLC ± .01	4 PLC ± .005	ANGLES ± .0020
--------------------	--	-------------	-------------	-------------	-------------	--------------	----------------

DWN: R. GRZYBOWSKI	29APR05	CHK: M. PERCHERKE	29APR05
APVD: M. PERCHERKE		NAME: VERTICAL RECEPTACLE ASSEMBLY WITH GUIDES MULTI-BEAM XL	
PRODUCT SPEC: 108-1973		APPLICATION SPEC: 114-13038	
WEIGHT: -		SIZE: A100779	CAGE CODE: 6450540
CUSTOMER DRAWING		SCALE: 2:1	SHEET 13 OF 19

4805 (3/11)

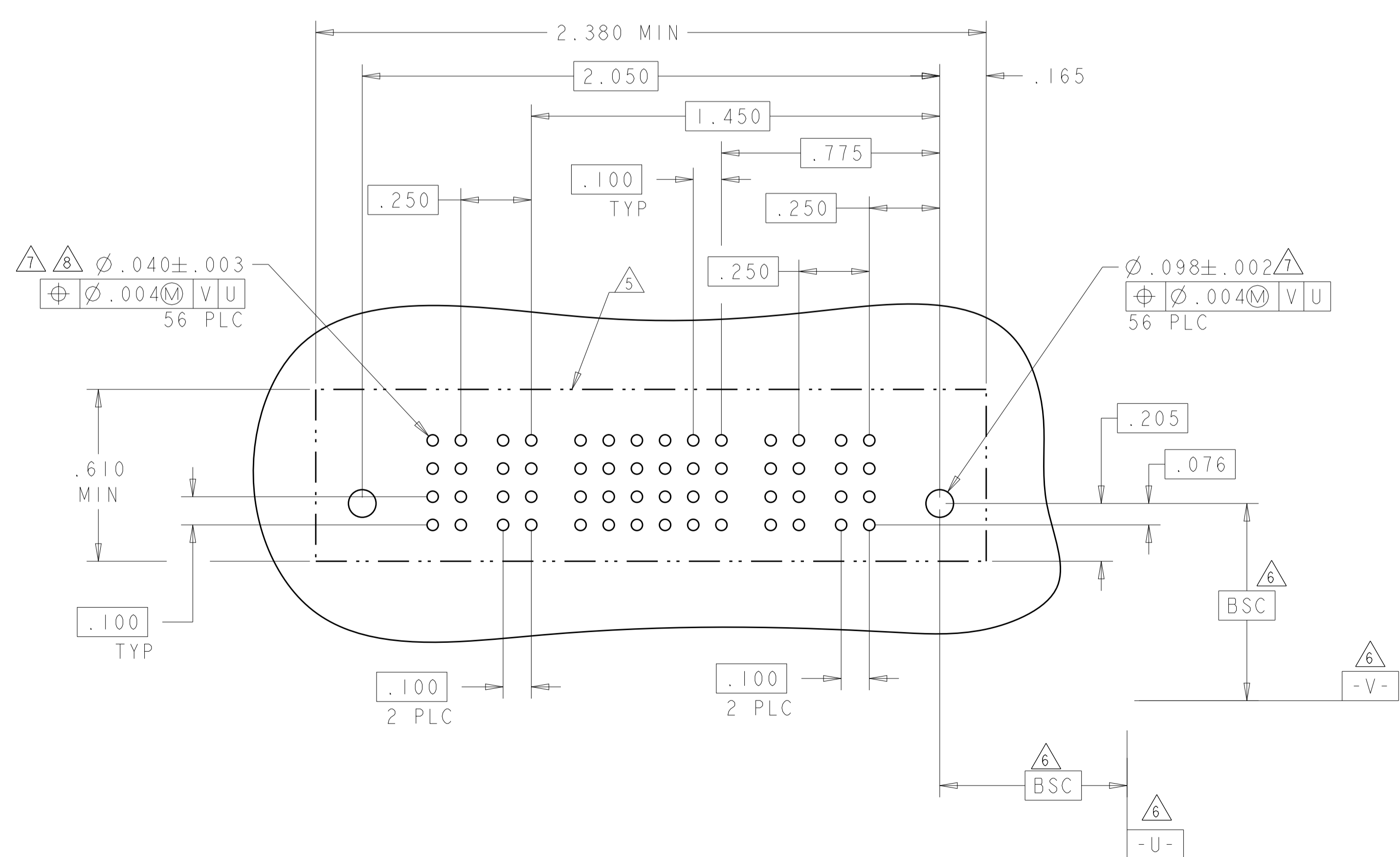
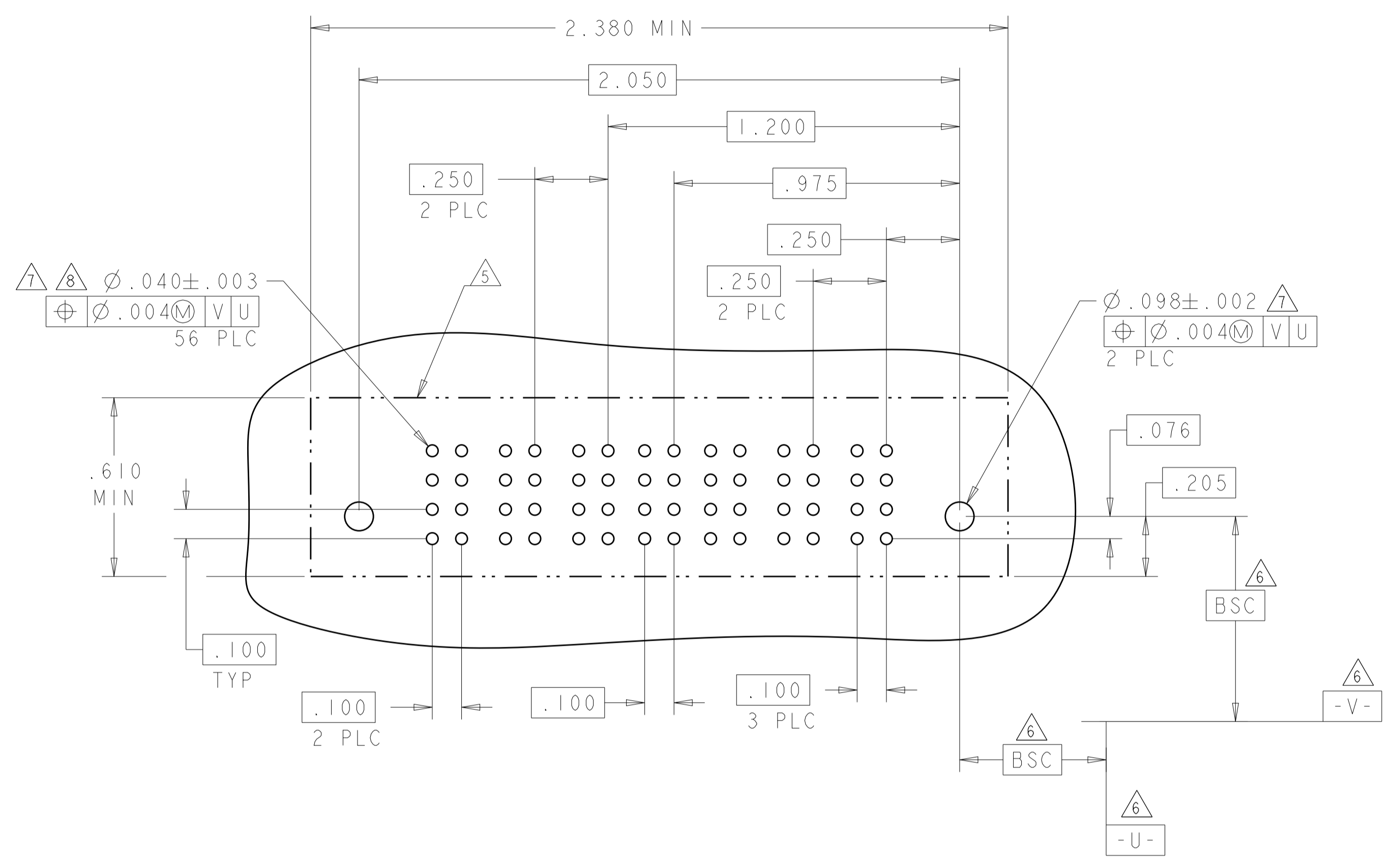
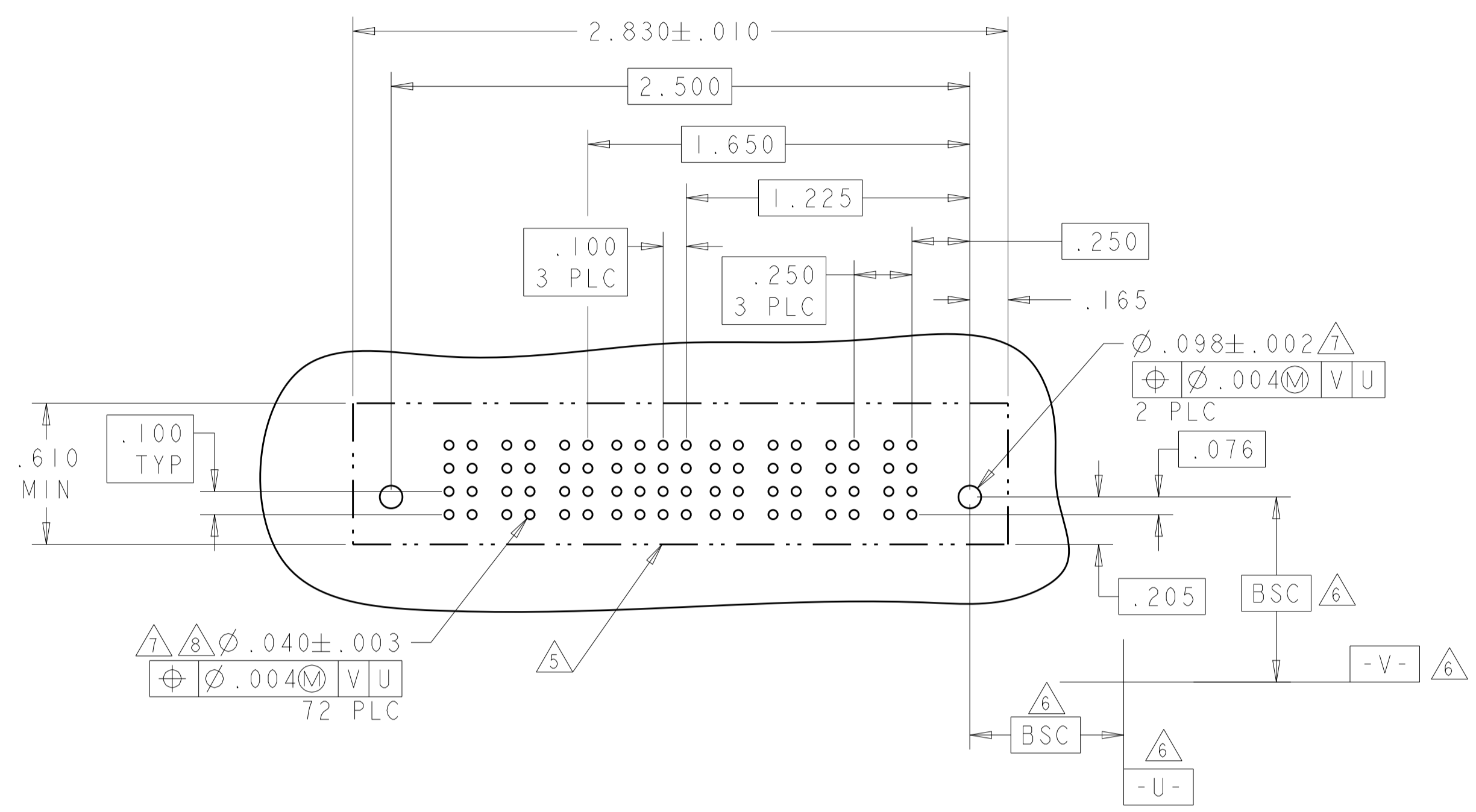
LOC	DIST	REV	DATE	BY	APPV
ES	00				

PART NUMBER	ROWS	POWER			SIGNAL			POWER				
		P7	P6	P5	4	3	2	1	P4	P3	P2	P1
5-6450540-4	D C B A	VS	VS	VS	P	P	P	P	VS	VS	VS	VS

4P + 16S + 3P

PART NUMBER	ROWS	POWER			SIGNAL		POWER		
		P6	P5	P4	2	1	P3	P2	P1
5-6450540-5	D C B A	GS	GS	GS	AP	AP	GS	GS	GS

3P + 8S + 3P



PART NUMBER	ROWS	POWER		SIGNAL					POWER			
		P4	P3	6	5	4	3	2	1	P2	P1	
5-6450540-9	D C B A	GS	GS	AP	AP	AP	AP	AP	AP	AP	GS	GS

2P + 24S + 2P

THIS DRAWING IS A CONTROLLED DOCUMENT.

OWN: R. GRZYBOWSKI 29APR05
CHK: M. PERCHERKE 29APR05
APVD: M. PERCHERKE

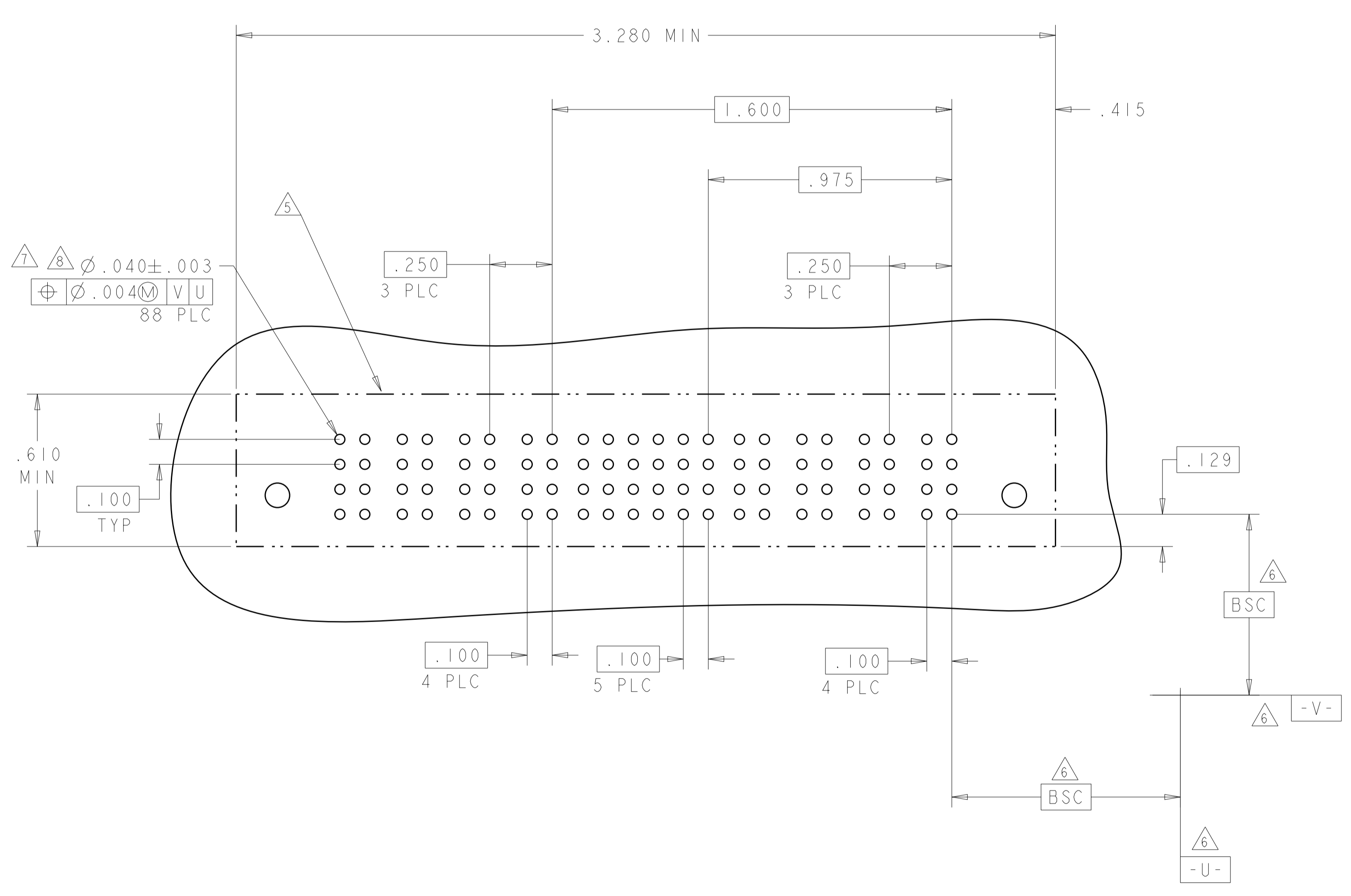
TE Connectivity

VERTICAL RECEPTACLE ASSEMBLY WITH GUIDES MULTI-BEAM XL

SCALE: 2:1 SHEET 14 OF 19 REV: K9

LOC		DIST		REVISIONS			
ES	00	P	LTH	DESCRIPTION	DATE	DWN	APVD
-	-	-	-	SEE SHEET 1	-	-	-

PART NUMBER	ROWS	POWER				SIGNAL						POWER			
		P8	P7	P6	P5	6	5	4	3	2	1	P4	P3	P2	P1
6-6450540-0	D C B A	GS	GS	GS	GS	AP	AP	AP	AP	AP	AP	GS	GS	GS	GS
						AP	AP	AP	AP	AP	AP				
						AP	AP	AP	AP	AP	AP				
						AP	AP	AP	AP	AP	AP				
4P + 24S + 4P															

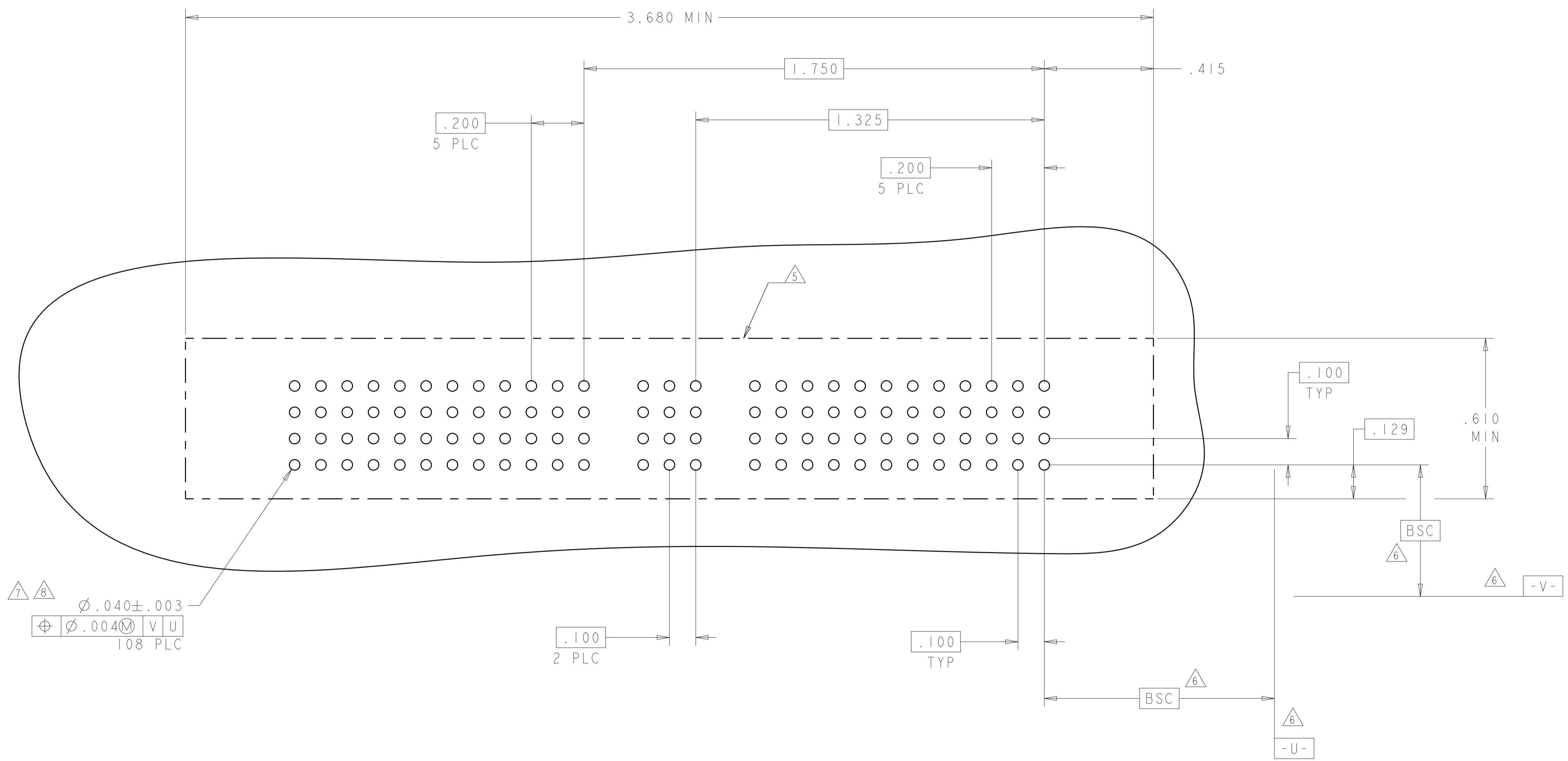


THIS DRAWING IS A CONTROLLED DOCUMENT.		DWN R. GRZYBOWSKI 29APR05	 TE Connectivity
DIMENSIONS: INCHES		CHK M. PERCHERKE 29APR05	
TOLERANCES UNLESS OTHERWISE SPECIFIED: 0 PLC ±. 1 PLC ±.01 2 PLC ±.01 3 PLC ±.005 4 PLC ±.0020 ANGLES ±.2°		APVD M. PERCHERKE	NAME VERTICAL RECEPTACLE ASSEMBLY WITH GUIDES MULTI-BEAM XL
MATERIAL		PRODUCT SPEC 108-1973	SIZE A100779
FINISH		APPLICATION SPEC 114-13038	CAGE CODE 6450540
CUSTOMER DRAWING		WEIGHT	RESTRICTED TO
SCALE 2:1		SHEET 15 OF 19	REV K9


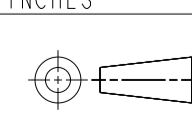
LOC		DIST		REVISONS			
P	LTN	DESCRIPTION	DATE	OWN	APVD		
-	-	SEE SHEET 1	-	-	-		

PART NUMBER	ROWS	POWER						SIGNAL					POWER					
		PI2	PI1	PI0	P9	P8	P7	5	4	3	2	1	P6	P5	P4	P3	P2	PI1
6-6450540-1	D C B A	GP	GP	GP	GP	GP	GP	AP	AP	AP				GP	GP	GP	GP	GP
		GP	GP	GP	GP	GP	GP	AP	AP	AP				GP	GP	GP	GP	GP
		GP	GP	GP	GP	GP	GP	AP	AP	AP				GP	GP	GP	GP	GP
		GP	GP	GP	GP	GP	GP	AP	AP	AP				GP	GP	GP	GP	GP

NO SIGNAL CONTACTS

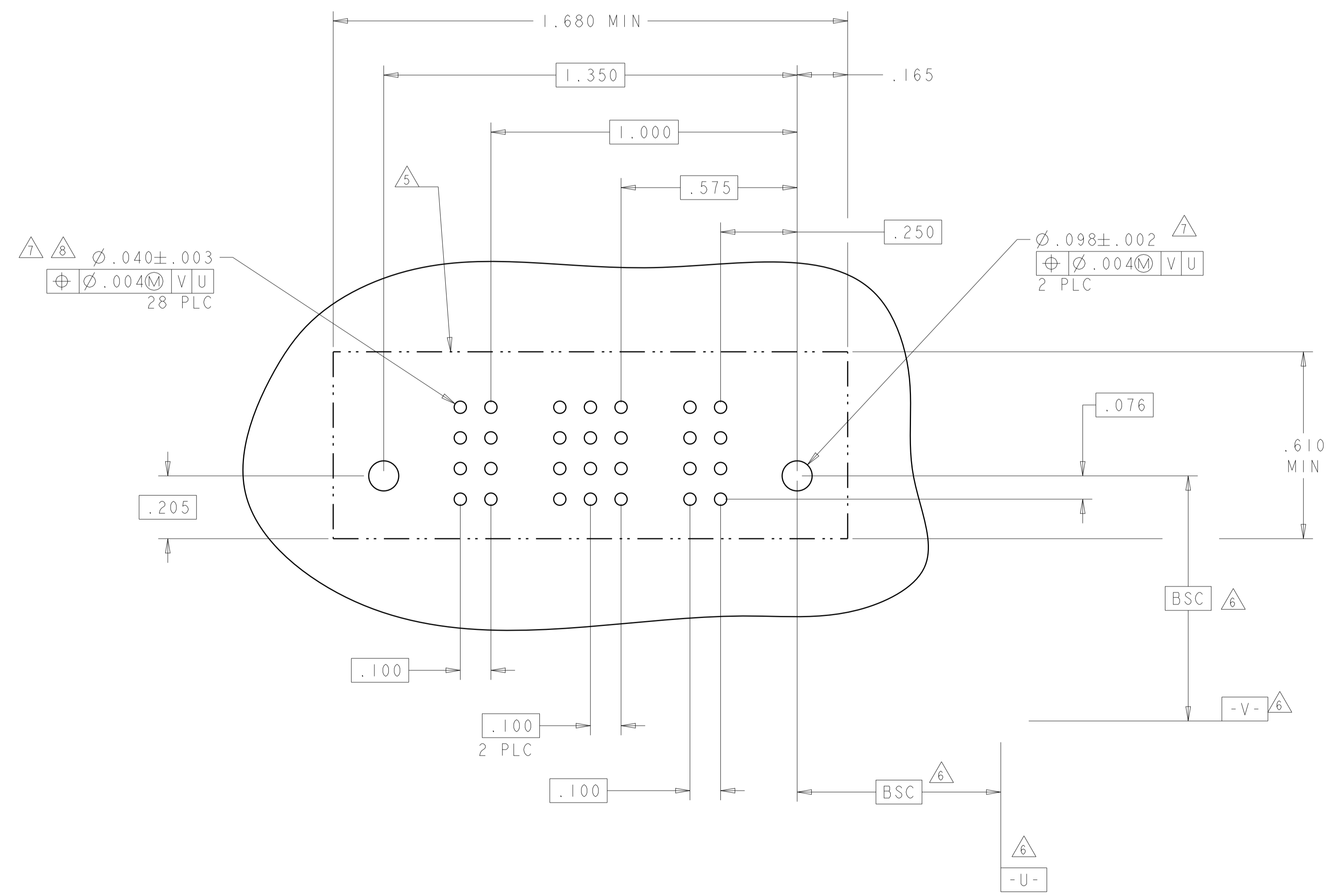


7 8
 $\varnothing .040 \pm .003$
 $\varnothing .004 \text{ M V U}$
 108 PLC

THIS DRAWING IS A CONTROLLED DOCUMENT.		OWN: R. GRZYBOWSKI 29APR05	 TE Connectivity
DIMENSIONS: INCHES		CHK: M. PERCHERKE 29APR05	
 0 PLC ±. 1 PLC ±. 2 PLC ±.01 3 PLC ±.005 4 PLC ±.0020 ANGLES ±.2°		APVD: M. PERCHERKE	
MATERIAL:		FINISH: ±.2°	
TOLERANCES UNLESS OTHERWISE SPECIFIED:		NAME: VERTICAL RECEPTACLE ASSEMBLY WITH GUIDES MULTI-BEAM XL	RESTRICTED TO SIZE: A1 CAGE CODE: 100779 DRAWING NO: 6450540 SCALE: 2:1 SHEET: 16 OF 19 REV: K9
PRODUCT SPEC: 108-1973		APPLICATION SPEC: 114-13038	
CUSTOMER DRAWING		WEIGHT: -	

LOC		DIST		REVISIONS			
ES	00	P	LTN	DESCRIPTION	DATE	DMN	APVD
		-		SEE SHEET 1			

PART NUMBER	ROWS		POWER		SIGNAL					POWER		
			P2	5	4	3	2	1	PI			
6-6450540-2	D C B A				AP	AP	AP				GP	
					AP	AP	AP				GP	
					AP	AP	AP				GP	
					AP	AP	AP				GP	
IP + 20S + IP												

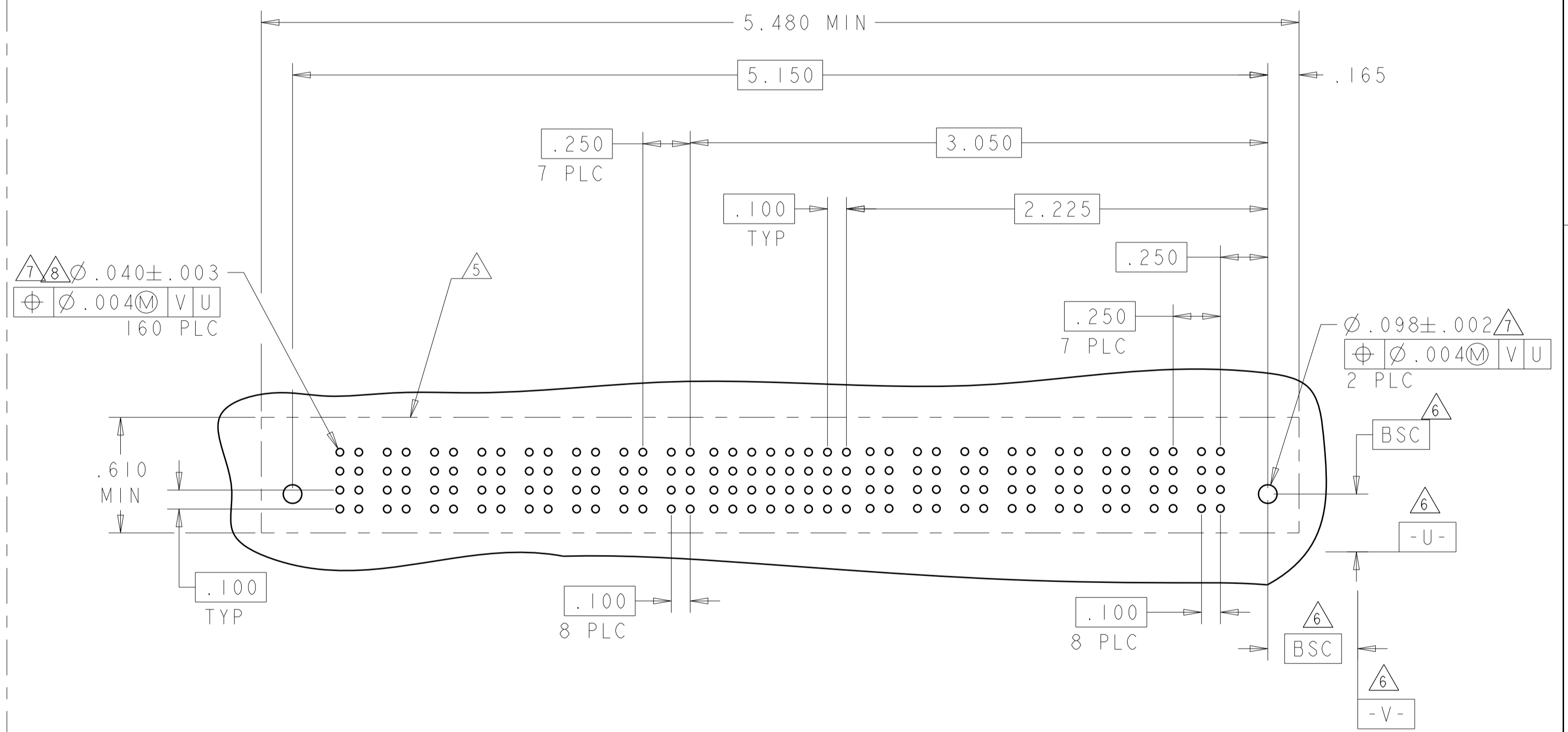
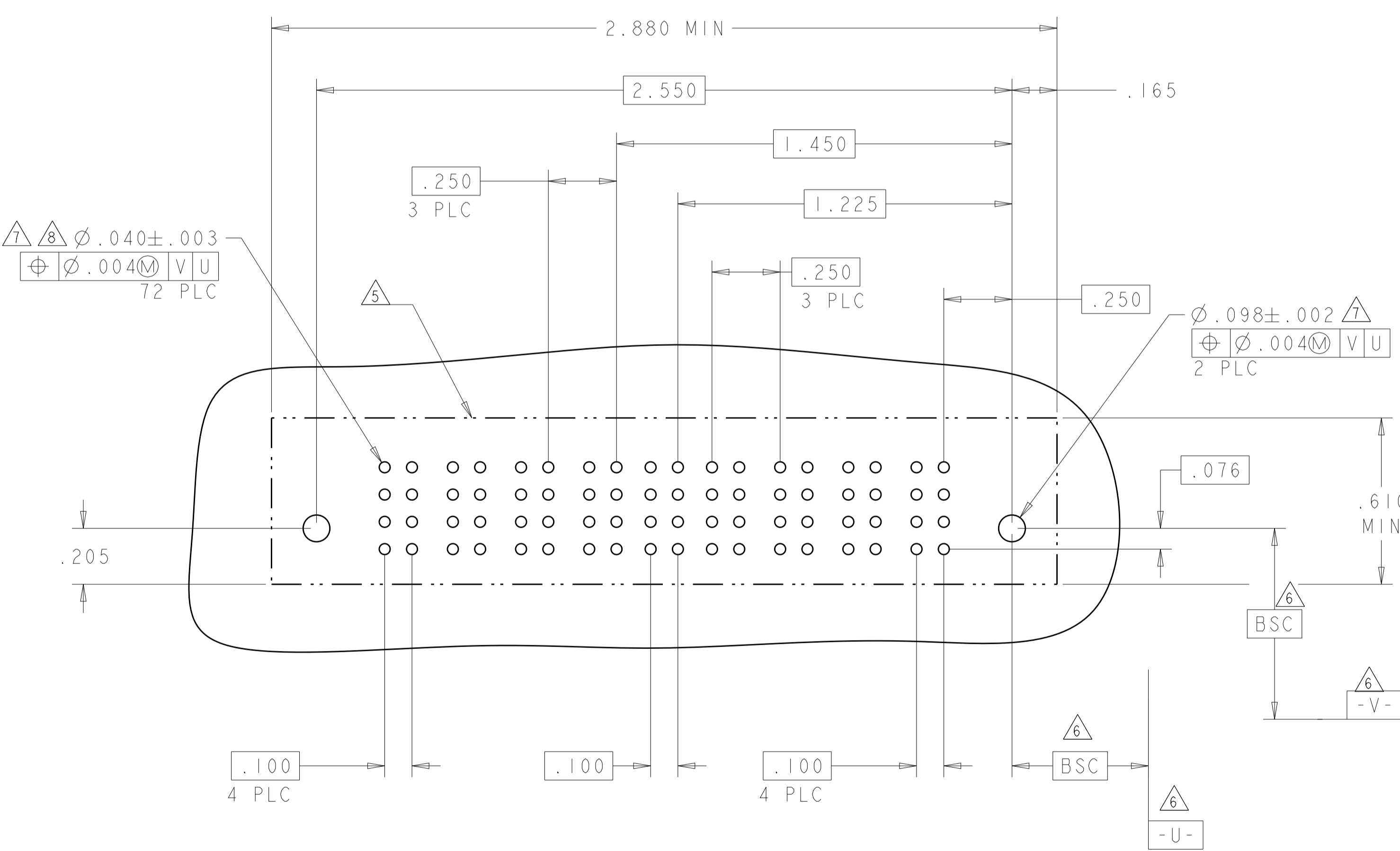


THIS DRAWING IS A CONTROLLED DOCUMENT.		DMN R. GRZYBOWSKI 29APR05	TE Connectivity	
DIMENSIONS: INCHES		CHK M. PERCHERKE 29APR05	NAME VERTICAL RECEPTACLE ASSEMBLY WITH GUIDES MULTI-BEAM XL	
		APVD M. PERCHERKE	RESTRICTED TO	
TOLERANCES UNLESS OTHERWISE SPECIFIED:		PRODUCT SPEC	SIZE A100779C=6450540	
0 PLC ±		108-1973	SCALE 2:1 SHEET 17 OF 19 REV K9	
1 PLC ±.01		APPLICATION SPEC		
2 PLC ±.05		114-13038		
3 PLC ±.0020		WEIGHT		
4 PLC ±.0020		CUSTOMER DRAWING		
ANGLES ±.7°				
FINISH				

LOC	DIST	REVISIONS			
P	LTN	DESCRIPTION	DATE	DMN	APVD
-	-	SEE SHEET 1	-	-	-

PART NUMBER	ROWS	POWER				SIGNAL		POWER					
		P8	P7	P6	P5	2	1	P4	P3	P2	P1		
6-6450540-5	D C B A	HD	GS	GS	GS	GS	AP	AP	GS	GS	GS	GS	HD
							AP	AP					
							AP	AP					
							AP	AP					
4P + 8S + 4P													

PART NUMBER	ROWS	POWER								SIGNAL								POWER							
		P16	P15	P14	P13	P12	P11	P10	P9	8	7	6	5	4	3	2	1	P8	P7	P6	P5	P4	P3	P2	P1
4-6450540-9	D	HD	GS	GS	GS	GS	GS	GS	GS	AP	AP	AP	AP	AP	AP	AP	AP	GS	GS	GS	GS	GS	GS	GS	HD
	C									AP	AP	AP	AP	AP	AP	AP									
	B									AP	AP	AP	AP	AP	AP	AP									
8P + 32S + 8P																									

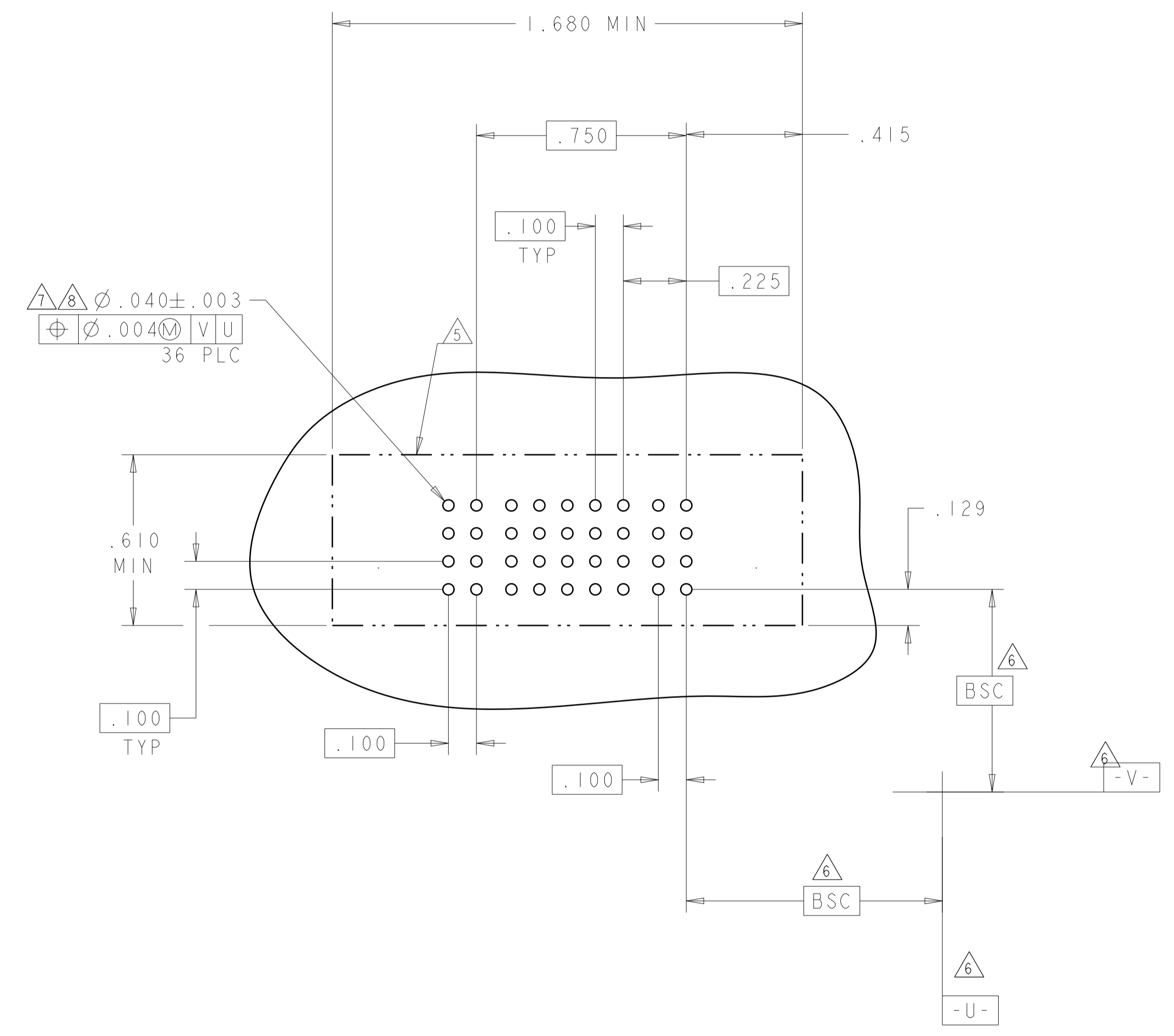
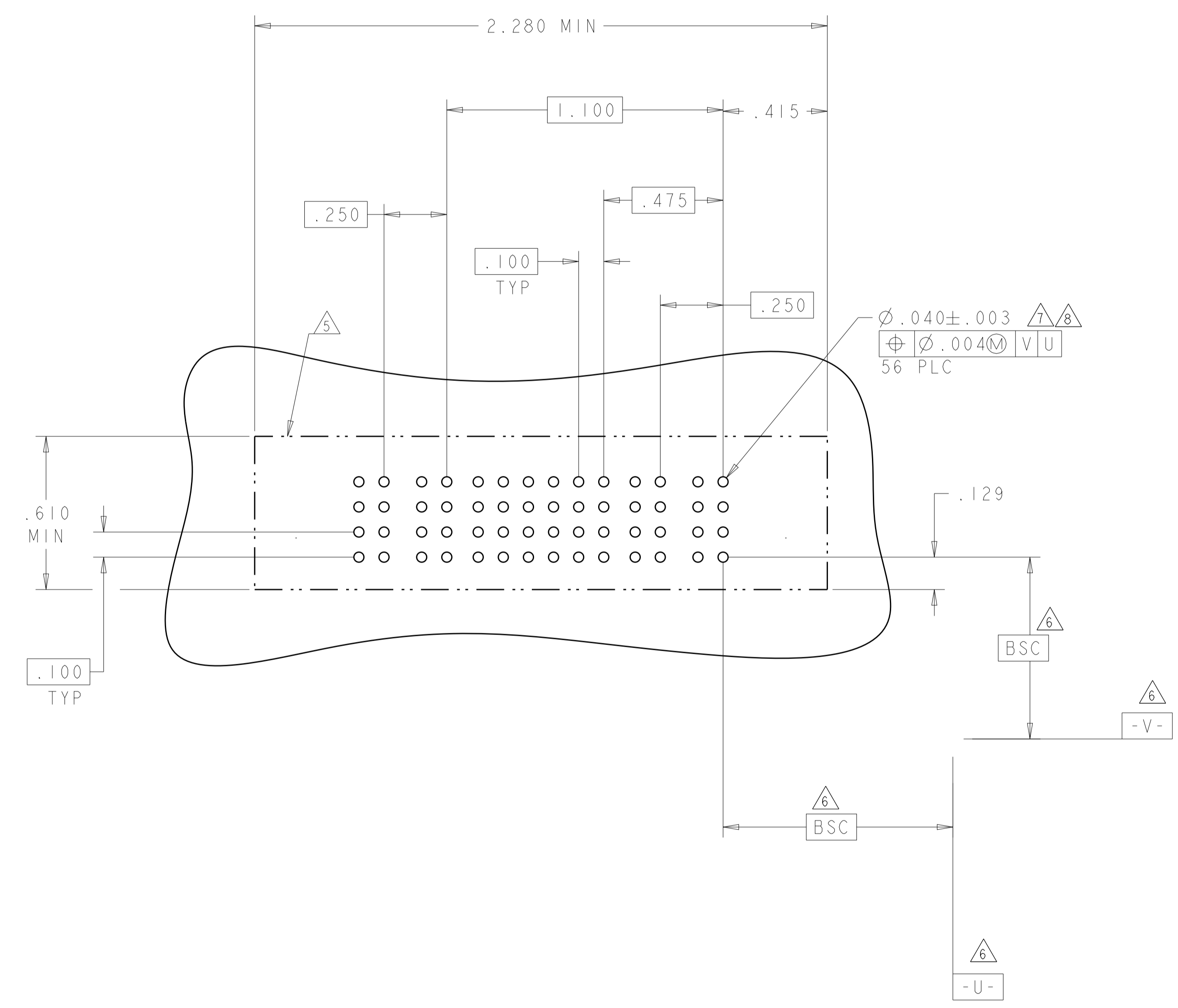


THIS DRAWING IS A CONTROLLED DOCUMENT.		DMN: R. GRZYBOWSKI 29APR05	 TE Connectivity
DIMENSIONS: INCHES		CHK: M. PERCHERKE 29APR05	
TOLERANCES UNLESS OTHERWISE SPECIFIED:		APVD: M. PERCHERKE	NAME: VERTICAL RECEPTACLE ASSEMBLY WITH GUIDES MULTI-BEAM XL
0 PLC ±.01		PRODUCT SPEC: 108-1973	SIZE: A1
1 PLC ±.01		APPLICATION SPEC: 114-13038	CAGE CODE: 6450540
2 PLC ±.01		WEIGHT: -	RESTRICTED TO: -
3 PLC ±.01		CUSTOMER DRAWING	SCALE: 2:1
4 PLC ±.0020			SHEET 18 OF 19
ANGLES ±.0020			REV: K9
FINISH: #2			

LOC	DIST	REVISIONS			
P	LTN	DESCRIPTION	DATE	DMN	APVD
ES	00	SEE SHEET 1	-	-	-

PART NUMBER	ROWS	POWER		SIGNAL						POWER		
		P4	P3	6	5	4	3	2	1	P2	PI	
1-6450540-0	D C B A	GP	GP	AP	AP	AP	AP	AP	AP	AP	GP	GP
				AP	AP	AP	AP	AP	AP			
				AP	AP	AP	AP	AP	AP			
				AP	AP	AP	AP	AP	AP			
2P + 24S + 2P												

PART NUMBER	ROWS	POWER		SIGNAL						POWER	
		P2	5	4	3	2	1	PI			
6-6450540-6	D C B A	GS	GS	AP	AP	AP	AP	AP	AP	GS	GS
				AP	AP	AP	AP	AP	AP		
				AP	AP	AP	AP	AP	AP		
				AP	AP	AP	AP	AP	AP		
1P + 20S + 1P											



THIS DRAWING IS A CONTROLLED DOCUMENT.		DMN: R. GRZYBOWSKI 29APR05	TE Connectivity
DIMENSIONS: INCHES		CHK: M. PERCHERKE 29APR05	
TOLERANCES UNLESS OTHERWISE SPECIFIED:		APVD: M. PERCHERKE	NAME: VERTICAL RECEPTACLE ASSEMBLY WITH GUIDES MULTI-BEAM XL
0 PLC ± .01		PRODUCT SPEC: 108-1973	SIZE: A1
1 PLC ± .01		APPLICATION SPEC: 114-13038	CAGE CODE: 6450540
2 PLC ± .005		WEIGHT: -	SCALE: 2:1
3 PLC ± .0020		CUSTOMER DRAWING	SHEET 19 OF 19
ANGLES ± .020			REV: K9
FINISH: #2			